


10 CONVERSE PLACE

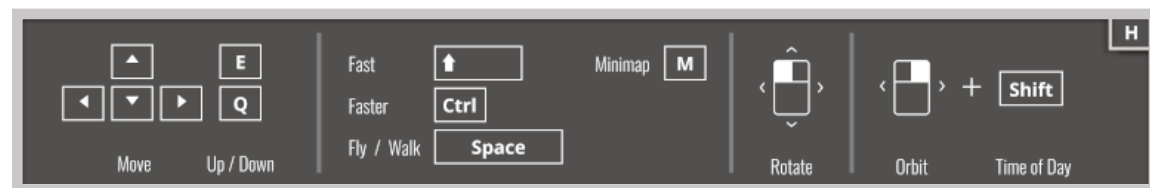
MASSING MODEL VIEWING INSTRUCTIONS

Once the link has loaded in to your browser it will automatically display the 10 Converse Place digital massing model from the same position as named in the link provided in this PDF.

The **Help Overlay Window** appears automatically when the link is opened. You can toggle it on and off using the H key on your keyboard.

- Movement in any direction can be controlled on your keyboard via the arrow keys, and the E and Q keys to move up and down, respectively.
- To speed up the movement somewhat, hold the Shift key; to speed it up even more, hold the CTRL key.
- Toggle between Fly and Walk mode with the spacebar. **If you find your position in the model starts to "hover" into the air, press the spacebar to return to eye level** (set by default to 5'-6" above the ground surface of the model).
- Pressing M turns the mini map on and off.
- To generally rotate the view, click in the window with your left mouse key and drag in the desired direction.
- Adjust the time of day by pressing shift, holding the right mouse key, and moving the mouse.

To quickly return to the original view, press the refresh button  on your browser at the top left of your screen by the web address.



Help Overlay Window

10 CONVERSE PLACE

10 CONVERSE PLACE | MASSING MODEL VIEWING INSTRUCTIONS

© 2021 HACIN ARCHITECTS LLC ALL RIGHTS RESERVED.

10 CONVERSE PLACE

MASSING MODEL - LINK 1



PLEASE NOTE THAT THIS MONOCHROMATIC 3D MODEL IS INTENDED TO REPRESENT MASSING ONLY. ALL BUILDING AND LANDSCAPE MATERIALS AND DETAILS ARE TO BE FINALIZED THROUGH THE DESIGN REVIEW PROCESS.

10 Converse Place - Mount Vernon Looking East (LINK 1)

10 CONVERSE PLACE

10 CONVERSE PLACE | MASSING MODEL VIEWING INSTRUCTIONS

© 2021 HACIN ARCHITECTS LLC ALL RIGHTS RESERVED.



10 CONVERSE PLACE

MASSING MODEL - LINK 2



PLEASE NOTE THAT THIS MONOCHROMATIC 3D MODEL IS INTENDED TO REPRESENT MASSING ONLY. ALL BUILDING AND LANDSCAPE MATERIALS AND DETAILS ARE TO BE FINALIZED THROUGH THE DESIGN REVIEW PROCESS.

10 Converse Place - Mount Vernon Looking West (LINK 2)

10 CONVERSE PLACE

10 CONVERSE PLACE | MASSING MODEL VIEWING INSTRUCTIONS

© 2021 HACIN ARCHITECTS LLC ALL RIGHTS RESERVED.



10 CONVERSE PLACE

MASSING MODEL - LINK 3



PLEASE NOTE THAT THIS MONOCHROMATIC 3D MODEL IS INTENDED TO REPRESENT MASSING ONLY. ALL BUILDING AND LANDSCAPE MATERIALS AND DETAILS ARE TO BE FINALIZED THROUGH THE DESIGN REVIEW PROCESS.

[10 Converse Place - Main Street Bridge Looking North](#)
(LINK 3)

10 CONVERSE PLACE

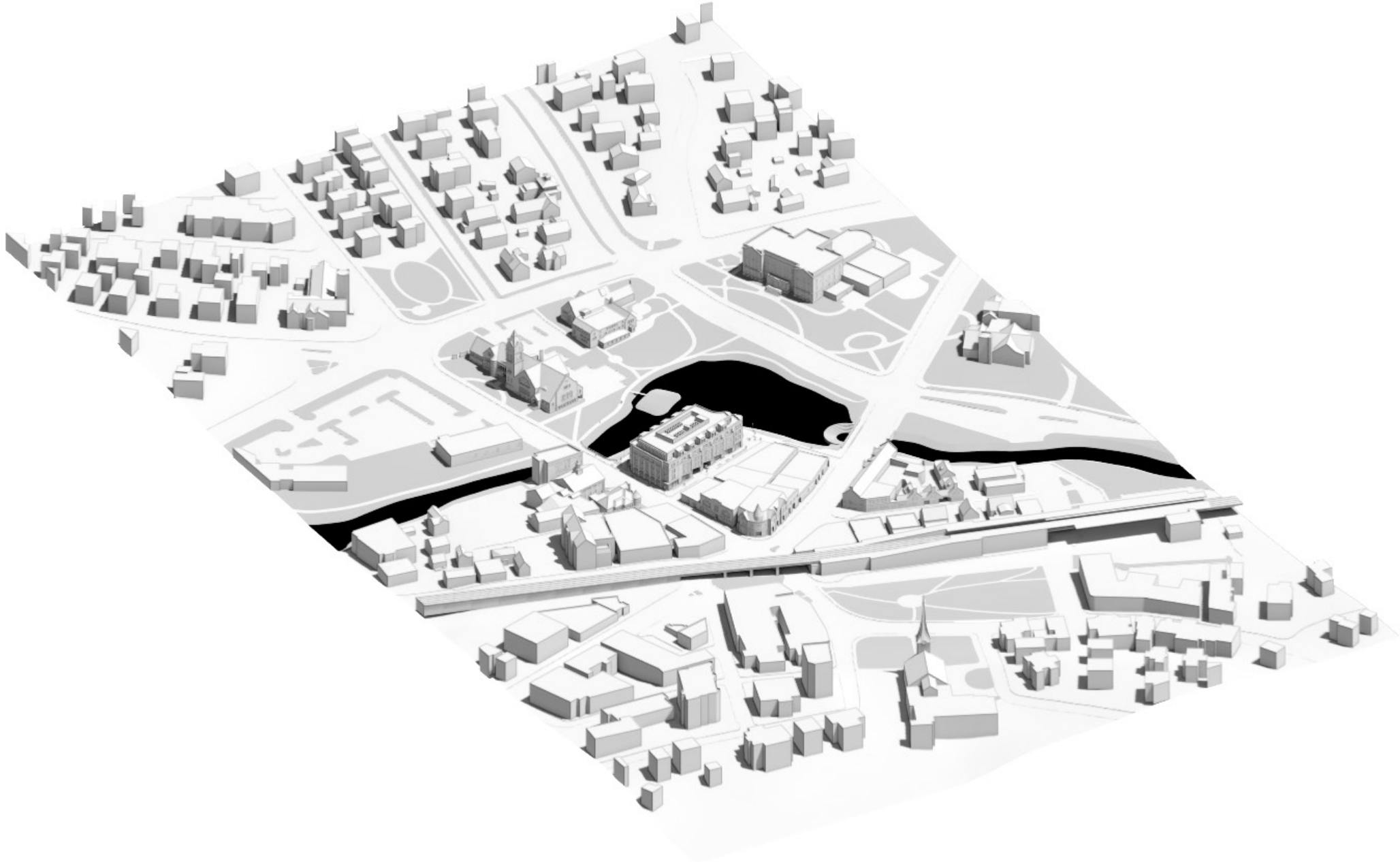
10 CONVERSE PLACE | MASSING MODEL VIEWING INSTRUCTIONS

© 2021 HACIN ARCHITECTS LLC ALL RIGHTS RESERVED.



10 CONVERSE PLACE

MASSING MODEL - LINK 4



PLEASE NOTE THAT THIS MONOCHROMATIC 3D MODEL IS INTENDED TO REPRESENT MASSING ONLY. ALL BUILDING AND LANDSCAPE MATERIALS AND DETAILS ARE TO BE FINALIZED THROUGH THE DESIGN REVIEW PROCESS.

[10 Converse Place - Aerial View](#)
(LINK 4)