

**TOWN OF WINCHESTER, MASSACHUSETTS
 COMPREHENSIVE FINANCIAL REPORT
 OFFICE OF THE COMPTROLLER
 FALL TOWN MEETING 2020**

TABLE OF CONTENTS

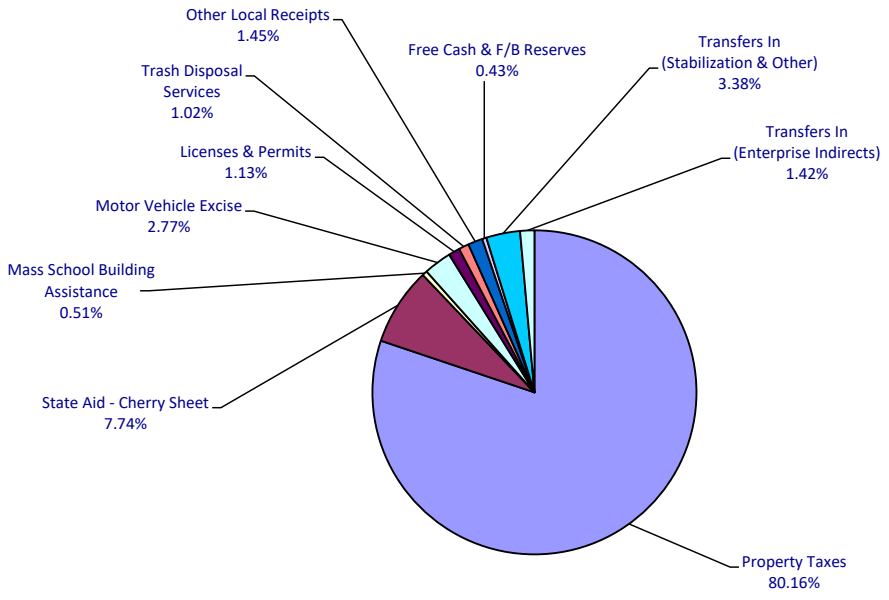
GENERAL FUND BUDGET - ESTIMATED REVENUES & APPROPRIATIONS - FISCAL YEAR 2021.....	1
GENERAL FUND ESTIMATED REVENUE GRAPH - FISCAL YEAR 2021.....	2
GENERAL FUND APPROPRIATION GRAPH - FISCAL YEAR 2021.....	3
GENERAL FUND PERSONAL SERVICES & EMPLOYEE BENEFITS APPROPRIATION GRAPH - FISCAL YEAR 2021.....	4
GENERAL FUND REVENUE - BUDGET TO ACTUAL - FISCAL YEAR 2020.....	5
GENERAL FUND REVENUE COMPARISON - FISCAL YEAR 2016 THROUGH FISCAL YEAR 2020.....	6-8
HISTORICAL GENERAL FUND REVENUE - FISCAL YEAR 2011 THROUGH FISCAL YEAR 2020.....	9
GENERAL FUND EXPENDITURES - BUDGET TO ACTUAL - FISCAL YEAR 2020.....	10-12
SCHOOL DEPARTMENT EDUCATION EXPENDITURES - BUDGET TO ACTUAL - FISCAL YEAR 2020.....	13
GENERAL FUND APPROPRIATIONS - FISCAL YEAR 2017 THROUGH FISCAL YEAR 2021.....	14
HEALTH INSURANCE EXPENDITURES & BUDGET - FISCAL YEAR 2012 THROUGH FISCAL YEAR 2021.....	15
GENERAL FUND SPECIAL EDUCATION EXPENDITURES & BUDGET - FISCAL YEAR 2012 THROUGH FISCAL YEAR 2021.....	16
ENERGY EXPENDITURES & BUDGET - FISCAL YEAR 2012 THROUGH FISCAL YEAR 2021.....	17
OPERATING RESERVES & CERTIFIED FREE CASH - AS OF JUNE 30, 2020.....	18
GENERAL FUND - FREE CASH ACTIVITY - FISCAL YEAR 2018 THROUGH FISCAL YEAR 2020.....	19
GENERAL FUND - RESERVE FUND TRANSFERS - FISCAL YEAR 2018 THROUGH FISCAL YEAR 2020.....	20
RESERVES/AVAILABLE FUNDS & RESTRICTED FUNDS - AS OF SEPTEMBER 30, 2020.....	21
SPECIAL & CAPITAL ARTICLES - FISCAL YEAR 2021 AS OF SEPTEMBER 30, 2020.....	22-23
CAPITAL PROJECT FUNDS - FISCAL YEAR 2021 AS OF SEPTEMBER 30, 2020.....	24
SPECIAL REVENUE FUNDS - GIFTS, GRANTS, REVOLVING FUNDS & OTHER - FISCAL YEAR 2021 AS OF SEPTEMBER 30, 2020.....	25-27
M.G.L. CHAPTER 44 § 53E 1/2 - REVOLVING FUNDS - FISCAL YEAR 2021 AS OF SEPTEMBER 30, 2020.....	28
TRUST FUNDS - FISCAL YEAR 2021 AS OF SEPTEMBER 30, 2020.....	29-30
OTHER POST EMPLOYMENT BENEFITS TRUST FUND - FROM JULY 1, 2016 THROUGH SEPTEMBER 30, 2020.....	31
STABILIZATION FUNDS - FROM JULY 1, 2016 THROUGH SEPTEMBER 30, 2020.....	32
WATER & SEWER ENTERPRISE FUND - BUDGET TO ACTUAL - FISCAL YEAR 2020 AND FISCAL YEAR 2019.....	33
RECREATION ENTERPRISE FUND - BUDGET TO ACTUAL - FISCAL YEAR 2020 AND FISCAL YEAR 2019.....	34
OUTSTANDING LONG-TERM DEBT - FISCAL YEAR 2011 THROUGH FISCAL YEAR 2020.....	35
UNFUNDED PENSION LIABILITY - ACTUARIALS DATED 1/1/01 THROUGH 1/1/19.....	36
UNFUNDED OPEB LIABILITY - ACTUARIALS DATED 7/1/08 THROUGH 7/1/19.....	37

TOWN OF WINCHESTER, MASSACHUSETTS
GENERAL FUND BUDGET - ESTIMATED REVENUES & APPROPRIATIONS
FISCAL YEAR 2021

ESTIMATED REVENUES	% of Budget	APPROPRIATIONS	% of Budget
Property Taxes:		Operating:	
Property Tax Revenue	107,025,203	General Government	5,201,011 3.91%
Overlay/Allowance for Abatements	(418,794)	Cultural & Recreation	2,101,173 1.58%
Total Property Taxes	106,606,409	Health & Social Services	837,287 0.63%
	80.16%	Public Safety	11,503,474 8.65%
State Revenue:		Department of Public Works	8,018,625 6.03%
State Aid - Cherry Sheet	10,324,630	Education:	
State Aid - Cherry Sheet (offsets)	(33,961)	Education Fund	56,013,376 42.12%
Mass School Building Assistance	672,082	Vocational Education	256,000 0.19%
Total State Revenue	10,962,751	Undistributed:	
	8.24%	Employee Benefits	19,088,828 14.35%
Local Receipts:		Energy	2,124,645 1.60%
Motor Vehicle & Boat Excise	3,686,855	Other	901,670 0.68%
Meals Tax	155,192	Funded Debt	7,949,000 5.98%
Penalties & Interest on Taxes	178,397	Interest on Debt	5,185,799 3.90%
Payments in Lieu of Taxes	50,000	Total Operating	119,180,888 89.62%
Trash Disposal Services	1,350,000		
Fees	875,000	Capital:	
Rentals	50,000	Funded by General Fund/Free Cash	100,000 0.08%
Cemetery	270,000	Funded by Bldg & Capital Stab Funds	1,289,000 0.97%
Other Departmental Revenue	100,000	Funded by Cemetery Trust	50,000 0.04%
Licenses & Permits	1,500,000	Total Capital	1,439,000 1.08%
Fines & Forfeits	100,000		
Investment Income	100,000	Non-Capital Articles:	
Medicaid Reimbursement	50,000	Unallocated Wages Increases	76,289 0.06%
Miscellaneous Recurring	-		
Total Local Receipts	8,465,444	Unappropriated:	
	6.37%	State & County Assessments	592,941 0.45%
Total Revenue	126,034,604	Total Expenditures	121,289,118 91.20%
	94.77%		
Transfers from Other Funds:		Transfers to Other Funds:	
Parking Meter	125,000	Building Stabilization	3,295,382 2.48%
Cemetery Trust	120,000	Capital Stabilization	2,887,728 2.17%
Capital Stabilization	1,856,256	Additional Bldg/ Capital Stab	30,000 0.02%
Building Stabilization	2,391,460	OPEB Trust	350,000 0.26%
Total	4,492,716	Other	10,000 0.01%
	3.38%	Total	6,573,110 4.94%
Transfers from Enterprise - Indirects:		Transfers to Enterprise Funds:	
Water Sewer Enterprise	1,543,864	Water & Sewer Enterprise CH110	4,722,358 3.55%
Recreation Enterprise	341,032	Recreation Enterprise Subsidy	401,805 0.30%
Total	1,884,896	Total	5,124,163 3.85%
	1.42%		
Total Transfers In	6,377,612	Total Transfers Out	11,697,273 8.80%
	4.80%		
Reserves:			
Free Cash	100,000		
F/B - Reserve for DE-1	6,005		
F/B - Overlay Reserve	468,170		
Total Reserves	574,175		
	0.43%		
TOTAL ESTIMATED REVENUE	132,986,391	TOTAL APPROPRIATIONS	132,986,391 100.00%
	100.00%		

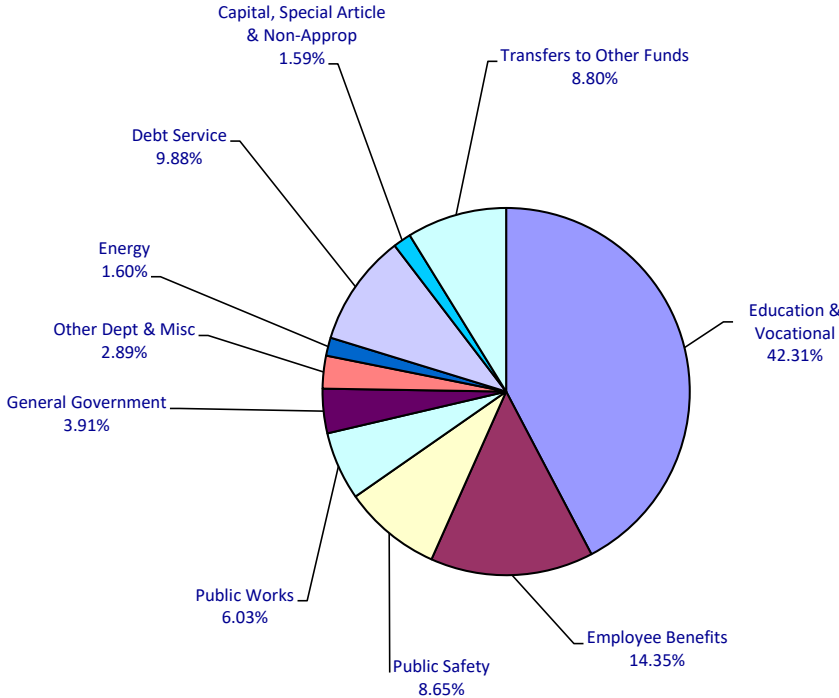
**TOWN OF WINCHESTER, MASSACHUSETTS
GENERAL FUND ESTIMATED REVENUE GRAPH
FISCAL YEAR 2021**

Revenue Category	Budget	Percent of Total Budget
Property Taxes, net of overlay/allowance	106,606,409	80.16%
State Aid - Cherry Sheet, net of offsets	10,290,669	7.74%
Mass School Building Assistance	672,082	0.51%
Motor Vehicle & Boat Excise	3,686,855	2.77%
License & Permits	1,500,000	1.13%
Trash Disposal Services	1,350,000	1.02%
Other Local Receipts	1,928,589	1.45%
Free Cash & Fund Balance Reserves	574,175	0.43%
Transfers in (Stabilization and Other)	4,492,716	3.38%
Transfers in (Enterprise Indirects)	1,884,896	1.42%
Total Estimated Revenue	132,986,391	100.00%



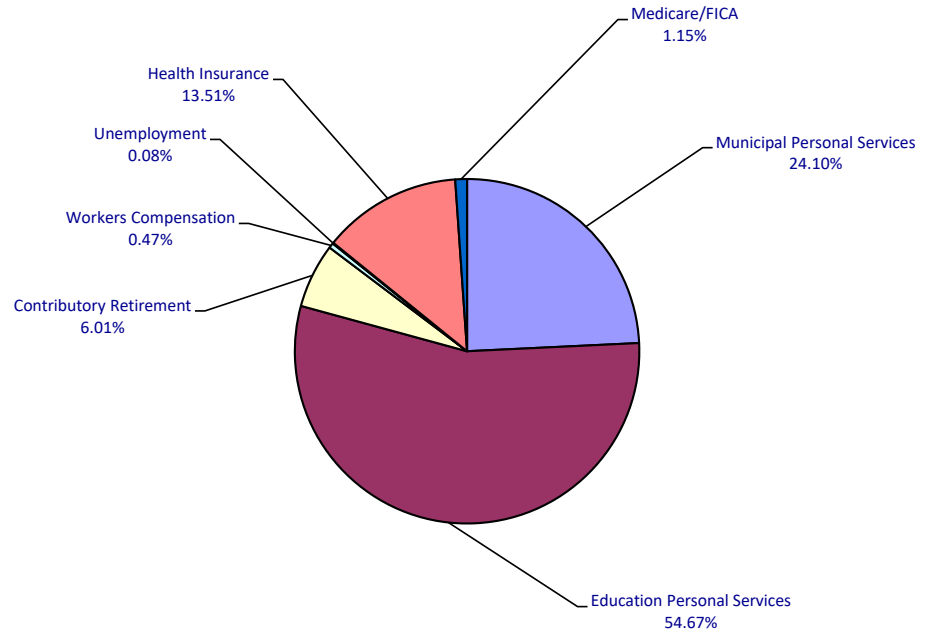
**TOWN OF WINCHESTER, MASSACHUSETTS
GENERAL FUND APPROPRIATION GRAPH
FISCAL YEAR 2021**

Expense Category	Budget	Percent of Total Budget
Education & Vocational	56,269,376	42.31%
Employee Benefits	19,088,828	14.35%
Public Safety	11,503,474	8.65%
Public Works	8,018,625	6.03%
General Government	5,201,011	3.91%
Other Departmental & Miscellaneous	3,840,130	2.89%
Energy	2,124,645	1.60%
Debt Service	13,134,799	9.88%
Capital, Special Articles & Non-Appropriated	2,108,230	1.59%
Transfers to Other Funds	11,697,273	8.80%
Total Appropriations	132,986,391	100.00%



**TOWN OF WINCHESTER, MASSACHUSETTS
GENERAL FUND PERSONAL SERVICES & EMPLOYEE BENEFITS APPROPRIATION GRAPH
FISCAL YEAR 2021**

	Budget	Percent of PS & EB
Personal Services		
Municipal	21,669,837	24.10%
Education	49,165,321	54.67%
Total Personal Services	70,835,158	78.77%
Employee Benefits		
Contributory Retirement	5,401,871	6.01%
Workers Compensation	425,000	0.47%
Unemployment	75,000	0.08%
Health Insurance	12,151,957	13.51%
Medicare / FICA	1,035,000	1.15%
Total Employee Benefits	19,088,828	21.23%
Total Personal Services & Employee Benefits	89,923,986	100.00%
Total Appropriations	132,986,391	
Total Personal Services & Employee Benefits as a % of the Total Appropriations	67.62%	



**TOWN OF WINCHESTER, MASSACHUSETTS
GENERAL FUND REVENUE - BUDGET TO ACTUAL
FISCAL YEAR 2020**

	Revised Budget	Actual	(under)/over Budget	% of Budget Collected
PROPERTY TAXES				
Real Estate Taxes	100,295,686.65	99,491,324.39	(804,362.26)	
Personal Property Taxes	716,222.00	722,119.16	5,897.16	
Tax Title Liens & Deferred Taxes	-	20,787.99	20,787.99	
Allowance for Abatements (budgetary only)	(408,579.09)	-	408,579.09	
Total Property Taxes	100,603,329.56	100,234,231.54	(369,098.02)	99.63%
STATE REVENUE				
State Aid - Cherry Sheet	11,113,293.00	11,050,682.00	(62,611.00)	
Mass School Building Assistance	672,082.00	672,082.00	-	
Total State Revenue	11,785,375.00	11,722,764.00	(62,611.00)	99.47%
LOCAL RECEIPTS				
Motor Vehicle & Boat Excise	3,891,000.00	3,646,539.20	(244,460.80)	
Meals Tax	200,000.00	191,956.15	(8,043.85)	
Penalties & Interest on Taxes	200,000.00	191,532.36	(8,467.64)	
Payments in Lieu of Taxes	30,000.00	81,389.73	51,389.73	
Trash Disposal Service	1,400,000.00	1,520,839.80	120,839.80	
Fees	850,000.00	925,561.36	75,561.36	
Rentals	50,000.00	53,598.48	3,598.48	
Cemetery	215,000.00	214,150.00	(850.00)	
Other Departmental Revenue	100,000.00	122,888.73	22,888.73	
Licenses & Permits	1,500,000.00	1,559,578.31	59,578.31	
Fines & Forfeits	30,000.00	91,646.70	61,646.70	
Investment Income	200,000.00	245,174.51	45,174.51	
Medicaid Reimbursement	60,000.00	62,117.85	2,117.85	
Miscellaneous Non-Recurring	-	34,828.51	34,828.51	
Total Local Receipts	8,726,000.00	8,941,801.69	215,801.69	102.47%
TOTAL REVENUE	121,114,704.56	120,898,797.23	(215,907.33)	99.82%
TRANSFERS IN				
From Enterprise - Indirects	1,780,346.00	1,780,346.00	-	
From Building & Capital Stabilization	2,861,251.00	2,861,251.00	-	
From Unallocated Wage Articles	293,393.00	293,393.00	-	
From Other	245,000.00	312,387.07	67,387.07	
TOTAL TRANSFERS IN	5,179,990.00	5,247,377.07	67,387.07	101.30%
TOTAL REVENUE AND TRANSFERS IN	126,294,694.56	126,146,174.30	(148,520.26)	99.88%

TOWN OF WINCHESTER, MASSACHUSETTS
GENERAL FUND REVENUE COMPARISON
FISCAL YEAR 2016 THROUGH FISCAL YEAR 2020

	FY 2016 ACTUAL REVENUE	FY 2017 ACTUAL REVENUE	FY 2018 ACTUAL REVENUE	FY 2019 ACTUAL REVENUE	FY 2020 ACTUAL REVENUE	FY19 to FY20 DOLLAR CHANGE	FY19 to FY20 PERCENTAGE CHANGE
PROPERTY TAXES							
Real Estate Taxes	75,732,053.50	83,444,601.96	87,621,058.97	91,048,657.41	99,517,670.39	8,469,012.98	9.30%
Personal Property Taxes	611,972.64	626,870.50	670,934.70	683,205.95	722,119.16	38,913.21	5.70%
Tax Title Liens & Deferred Taxes	298,909.62	448,344.28	317,470.16	273,595.12	20,787.99	(252,807.13)	-92.40%
Senior Citizen Work-off (Real Estate offset)	(30,000.00)	(27,000.00)	(36,750.00)	(30,000.00)	(26,346.00)	3,654.00	-12.18%
TOTAL PROPERTY TAXES	76,612,935.76	84,492,816.74	88,572,713.83	91,975,458.48	100,234,231.54	8,258,773.06	8.98%
STATE REVENUE							
State Aid - Cherry Sheet							
Chapter 70	7,680,548.00	7,924,363.00	8,058,883.00	9,049,067.00	9,439,865.00	390,798.00	4.32%
Unrestricted Aid	1,363,975.00	1,422,626.00	1,478,108.00	1,529,842.00	1,571,148.00	41,306.00	2.70%
Charter School Reimbursements	10,111.00	1,341.00	6,154.00	11,003.00	9,420.00	(1,583.00)	-14.39%
Exemptions for Blind	32,413.00	22,464.00	37,315.00	56,032.00	10,040.00	(45,992.00)	-82.08%
Reimb State Owned Land	16,357.00	16,162.00	16,147.00	18,013.00	20,209.00	2,196.00	12.19%
Exemptions to Elderly	16,064.00	11,546.00	11,546.00	11,514.00	-	(11,514.00)	-100.00%
Veterans Benefits	6,883.04	21,028.43	17,677.00	8,384.00	-	(8,384.00)	-100.00%
Total State Aid - Cherry Sheet	9,126,351.04	9,419,530.43	9,625,830.00	10,683,855.00	11,050,682.00	366,827.00	3.43%
Mass School Building Assistance	672,082.00	672,082.00	672,082.00	672,082.00	672,082.00	-	0.00%
TOTAL STATE REVENUE	9,798,433.04	10,091,612.43	10,297,912.00	11,355,937.00	11,722,764.00	366,827.00	3.23%
LOCAL RECEIPTS							
Motor Vehicle Excise	3,678,991.59	3,725,614.52	4,037,305.14	4,096,082.24	3,645,917.20	(450,165.04)	-10.99%
Boat Excise	1,117.00	662.52	564.00	422.92	622.00	199.08	47.07%
Meals Tax	168,223.79	182,953.83	196,186.68	206,922.22	191,956.15	(14,966.07)	-7.23%
Penalties & Interest on Taxes	273,213.90	499,965.39	306,584.18	222,996.97	191,532.36	(31,464.61)	-14.11%
Payments in Lieu of Taxes	89,647.09	102,332.89	50,966.58	34,667.34	81,389.73	46,722.39	134.77%
Trash Disposal Service							
Transfer Station Permits	845,735.00	842,087.50	883,655.50	870,755.00	864,337.00	(6,418.00)	-0.74%
Commercial Haulers- Trash	463,276.87	459,347.36	459,194.49	475,221.49	526,157.80	50,936.31	10.72%
SMART Permits	42,877.50	44,907.50	67,905.00	63,730.00	83,405.00	19,675.00	30.87%
SMART Bags	24,412.00	28,480.00	41,650.00	46,940.00	46,940.00	-	0.00%
Total Trash Disposal Services	1,376,301.37	1,374,822.36	1,452,404.99	1,456,646.49	1,520,839.80	64,193.31	4.41%
Fees							
Ambulance Service	713,530.87	755,307.51	610,895.95	632,731.62	651,109.90	18,378.28	2.90%
Municipal Lien Certificates	47,455.00	46,581.64	35,860.00	33,782.85	54,034.96	20,252.11	59.95%
Demand & Misc Charges	37,009.41	38,966.99	42,629.48	38,647.34	21,702.05	(16,945.29)	-43.85%
Administrative Fees	79,432.25	71,630.51	85,576.13	90,147.24	103,453.37	13,306.13	14.76%
Parking Fines (reclass to F&F in FY19)	113,900.00	97,817.00	77,600.00	-	-	-	-
Parking Fine Interest	21,721.00	21,090.00	16,935.00	15,110.00	15,120.00	10.00	0.07%
Banner Fees (previously in a special fund)	-	-	-	6,200.00	4,600.00	(1,600.00)	-25.81%
Motor Vehicle Fees	25,092.50	27,165.00	31,846.92	20,879.13	19,690.34	(1,188.79)	-5.69%
Filing Fees	18,000.00	4,256.50	4,450.00	11,185.50	20,061.00	8,875.50	79.35%
List of Residents (reclass from L&P in FY19)	-	-	-	660.00	260.00	(400.00)	-60.61%
Photo Copies	1,622.20	1,708.00	735.00	630.00	792.40	162.40	25.78%
Solicitation Filing Fees	-	-	-	325.00	550.00	225.00	69.23%
Firearms ID	75.00	(25.00)	(50.00)	25.00	75.00	50.00	200.00%
Fire Box Fees	10,660.00	10,750.00	10,500.00	11,000.00	7,250.00	(3,750.00)	-34.09%

TOWN OF WINCHESTER, MASSACHUSETTS
GENERAL FUND REVENUE COMPARISON
FISCAL YEAR 2016 THROUGH FISCAL YEAR 2020

	FY 2016 ACTUAL REVENUE	FY 2017 ACTUAL REVENUE	FY 2018 ACTUAL REVENUE	FY 2019 ACTUAL REVENUE	FY 2020 ACTUAL REVENUE	FY19 to FY20 DOLLAR CHANGE	FY19 to FY20 PERCENTAGE CHANGE
Special Duty/HAZMAT Training	-	-	-	12,889.05	12,948.63	59.58	0.46%
Sealer of WTS & Measures Fee	2,226.00	2,043.00	1,790.00	2,335.00	1,887.00	(448.00)	-19.19%
Recyclables	9,596.84	13,779.56	26,881.67	24,153.38	11,976.71	(12,176.67)	-50.41%
Deep Holes & Percs	1,285.00	300.00	-	450.00	50.00	(400.00)	-88.89%
Total Fees	1,081,606.07	1,091,370.71	945,650.15	901,151.11	925,561.36	24,410.25	2.71%
Rentals							
Rent - After School Program	24,129.58	26,922.00	27,594.60	28,112.37	30,642.04	2,529.67	9.00%
Rent - Town Hall (<i>previously in a special fund</i>)	-	-	-	15,722.10	4,500.00	(11,222.10)	-71.38%
Rent - Train Station ETC	1,950.00	1,200.00	2,400.00	2,600.00	1,800.00	(800.00)	-30.77%
Rent - Train Station COC	2,600.00	2,200.00	-	-	-	-	-
Rent - Miscellaneous	20,287.50	21,501.37	23,501.37	21,151.37	16,656.44	(4,494.93)	-21.25%
Lease - WLF Fuel & Oil	-	-	1,076.49	3,838.00	-	(3,838.00)	-100.00%
Total Rentals	48,967.08	51,823.37	54,572.46	71,423.84	53,598.48	(17,825.36)	-24.96%
Cemetery							
Sale of Cemetery Lots	144,817.25	91,960.00	65,947.50	132,932.50	74,575.00	(58,357.50)	-43.90%
Interments	104,625.00	108,950.00	106,400.00	109,200.00	98,450.00	(10,750.00)	-9.84%
Foundations	8,065.00	6,665.00	10,400.00	9,775.00	9,525.00	(250.00)	-2.56%
Non-Resident Fees	26,000.00	15,050.00	16,450.00	11,545.00	18,800.00	7,255.00	62.84%
O.T.	6,360.00	11,950.00	18,100.00	17,100.00	12,800.00	(4,300.00)	-25.15%
Total Cemetery	289,867.25	234,575.00	217,297.50	280,552.50	214,150.00	(66,402.50)	-23.67%
Other Departmental Revenue							
DPW Repairs	35,298.00	29,992.00	43,778.00	28,140.66	33,920.00	5,779.34	20.54%
Misc Departmental Revenue	59,395.80	34,872.20	56,230.30	111,152.62	88,968.73	(22,183.89)	-19.96%
Total Departmental	94,693.80	64,864.20	100,008.30	139,293.28	122,888.73	(16,404.55)	-11.78%
Licenses & Permits							
Package Store License	5,000.00	2,500.00	15,000.00	5,000.00	10,000.00	5,000.00	100.00%
One-Day Liquor License	8,850.00	10,350.00	10,650.00	10,505.00	5,200.00	(5,305.00)	-50.50%
Liquor License	40,550.00	52,575.00	38,150.00	45,800.00	38,150.00	(7,650.00)	-16.70%
Other Licenses & Permits	32,786.50	31,325.50	31,270.00	36,344.00	33,340.00	(3,004.00)	-8.27%
Common Victualler's License	480.00	4,400.00	2,300.00	3,100.00	3,000.00	(100.00)	-3.23%
Yard Sale Permits	4,400.00	515.00	220.00	320.00	75.00	(245.00)	-76.56%
Cable Franchise License	-	-	-	-	3,189.00	3,189.00	-
Building Permits	1,364,947.25	1,187,440.00	1,130,602.61	1,023,692.50	1,087,944.06	64,251.56	6.28%
Gas Permits	35,140.00	29,665.00	25,625.00	26,175.00	27,175.00	1,000.00	3.82%
Electrical Permits	85,950.00	76,495.00	60,260.00	59,870.00	64,190.00	4,320.00	7.22%
Plumbing Permits	59,256.00	52,680.00	46,665.00	45,645.00	41,285.00	(4,360.00)	-9.55%
Building -Certificate of Inspection	1,219.00	1,195.00	1,034.00	994.00	1,194.00	200.00	20.12%
Occupancy Permit	2,675.00	1,400.00	1,250.00	1,950.00	1,200.00	(750.00)	-38.46%
Certificate of Compliance	975.00	610.00	515.00	460.00	520.00	60.00	13.04%
Zoning By-Laws Books	-	-	20.00	-	-	-	-
List of Residents (<i>reclass to Fees in FY19</i>)	1,000.00	640.00	1,220.00	-	-	-	-
Voter Lists/ Labels/ Disks/ Tap	45.00	15.00	-	-	-	-	-
Birth Certificates	56,920.00	53,560.00	61,505.00	73,834.00	64,535.00	(9,299.00)	-12.59%
Death Certificates	36,940.00	35,360.00	30,020.00	33,880.00	36,260.00	2,380.00	7.02%
Marriage Certificates	3,505.00	3,520.00	3,780.00	5,650.00	3,900.00	(1,750.00)	-30.97%
Business Certificates	10,075.00	7,800.00	6,900.00	6,525.00	7,870.00	1,345.00	20.61%
Amendments/ Corrections	1,175.00	1,850.00	1,500.00	1,600.00	1,650.00	50.00	3.13%
Marriage Intentions	3,050.00	3,050.00	2,910.00	2,900.00	1,850.00	(1,050.00)	-36.21%
Pole Locations	1,050.00	600.00	1,050.00	-	75.00	75.00	-
Voter ID's	1,280.00	390.00	290.00	5,920.00	1,080.00	(4,840.00)	-81.76%

TOWN OF WINCHESTER, MASSACHUSETTS
GENERAL FUND REVENUE COMPARISON
FISCAL YEAR 2016 THROUGH FISCAL YEAR 2020

	FY 2016 ACTUAL REVENUE	FY 2017 ACTUAL REVENUE	FY 2018 ACTUAL REVENUE	FY 2019 ACTUAL REVENUE	FY 2020 ACTUAL REVENUE	FY19 to FY20 DOLLAR CHANGE	FY19 to FY20 PERCENTAGE CHANGE
Raffle & Bazaar Permit Fee	80.00	20.00	-	40.00	-	(40.00)	-100.00%
Dog License Fees	27,210.00	25,640.00	26,665.00	25,990.00	22,645.00	(3,345.00)	-12.87%
Dog Fines & License Late Fee	1,340.00	1,860.00	240.00	360.00	220.00	(140.00)	-38.89%
Fuel Storage Renewal	250.00	250.00	202.50	310.00	100.00	(210.00)	-67.74%
License to Carry Firearms	1,950.00	3,662.50	2,237.50	3,725.00	5,475.00	1,750.00	46.98%
Other Licenses & Permits	58,056.00	57,255.00	52,455.00	53,509.89	45,614.25	(7,895.64)	-14.76%
Food/Retail Service	20,062.00	20,115.00	20,133.00	20,137.00	18,402.00	(1,735.00)	-8.62%
Asbestos Permits	3,250.00	1,700.00	1,300.00	1,170.00	1,750.00	580.00	49.57%
Burial Permits	6,980.00	6,980.00	7,210.00	7,345.00	8,220.00	875.00	11.91%
Dumpster Permits	23,620.00	20,850.00	18,880.00	18,810.00	21,020.00	2,210.00	11.75%
Massage Permits	-	-	1,000.00	-	-	-	-
Swimming Pool Permits	1,550.00	1,400.00	1,400.00	1,000.00	1,050.00	50.00	5.00%
Camp Permits	240.00	1,000.00	200.00	450.00	-	(450.00)	-100.00%
Tobacco Retail Permits	400.00	1,600.00	1,400.00	1,400.00	1,400.00	-	0.00%
Total License & Permits	1,902,256.75	1,700,268.00	1,606,059.61	1,524,411.39	1,559,578.31	35,166.92	2.31%
Special Assessments - Betterments	1,703.86	1,674.92	1,595.40	-	-	-	-
Fines & Forfeits							
Parking Fines (<i>reclass from Fees in FY19</i>)	-	-	-	89,168.00	68,209.25	(20,958.75)	-23.50%
Court Fines	1,527.50	530.00	1,795.00	1,215.00	125.00	(1,090.00)	-89.71%
Substance Violation	-	-	-	-	100.00	100.00	-
Code of Bylaw Fines	-	-	-	-	3,630.00	3,630.00	-
False Alarm Fines	4,800.00	3,050.00	4,600.00	5,600.00	2,750.00	(2,850.00)	-50.89%
Library Book Fines	28,821.90	29,955.87	25,411.49	26,367.10	16,832.45	(9,534.65)	-36.16%
Total Fines & Forfeits	35,149.40	33,535.87	31,806.49	122,350.10	91,646.70	(30,703.40)	-25.09%
Investment Income							
Interest income	89,618.80	212,121.22	246,595.34	402,311.77	222,836.67	(179,475.10)	-44.61%
Gain / Loss on Investments	3,059.33	(6,279.14)	(1,341.23)	(19,777.55)	22,337.84	42,115.39	-212.95%
Total Investment Income	92,678.13	205,842.08	245,254.11	382,534.22	245,174.51	(137,359.71)	-35.91%
Municipal Medicare Reimbursement	223,634.31	196,820.36	100,399.59	63,207.04	62,117.85	(1,089.19)	-1.72%
Miscellaneous Recurring - State COLA	5,352.36	3,082.35	-	-	-	-	-
Miscellaneous Non-Recurring							
Premiums-Temporary Loans	4,412,482.81	691,032.98	90,066.86	-	-	-	-
State & Federal Reimbursements	15,556.57	84,946.13	5,229.00	78,637.82	6,741.52	(71,896.30)	-91.43%
Winning Farm Developer's Payment	-	-	-	1,017,000.00	-	(1,017,000.00)	-100.00%
Other Miscellaneous	-	25,000.00	264,247.90	65,530.00	28,086.99	(37,443.01)	-57.14%
Total Miscellaneous Non-Recurring	4,428,039.38	800,979.11	359,543.76	1,161,167.82	34,828.51	(1,126,339.31)	-97.00%
TOTAL LOCAL RECEIPTS	13,791,443.13	10,271,187.48	9,706,198.94	10,663,829.48	8,941,801.69	(1,722,027.79)	-16.15%
TOTAL REVENUE	100,202,811.93	104,855,616.65	108,576,824.77	113,995,224.96	120,898,797.23	6,903,572.27	6.06%

TOWN OF WINCHESTER, MASSACHUSETTS
HISTORICAL GENERAL FUND REVENUE
FISCAL YEAR 2011 THROUGH FISCAL YEAR 2020

	FY11 Actual	FY12 Actual	FY13 Actual	FY14 Actual	FY15 Actual	FY16 Actual	FY17 Actual	FY18 Actual	FY19 Actual	FY20 Actual
Total Tax Levy, Liens & PILOT	63,926,233	66,891,533	69,111,553	71,568,218	74,233,891	76,702,583	84,595,150	88,623,680	92,010,126	100,315,621
State Aid - Cherry Sheet	7,034,701	7,577,247	8,535,619	8,783,672	9,014,809	9,126,351	9,419,530	9,625,830	10,683,855	11,050,682
Mass School Building Assistance	672,082	672,082	672,082	672,082	672,082	672,082	672,082	672,082	672,082	672,082
Local Receipts (not including PILOT):										
Motor Vehicle & Boat Excise	2,859,882	2,795,495	3,109,719	3,396,688	3,477,144	3,680,109	3,726,277	4,037,869	4,096,505	3,646,539
Meals Tax	37,292	138,150	139,668	148,753	154,717	168,224	182,954	196,187	206,922	191,956
Penalties & Interest on Taxes	135,966	170,017	215,912	241,483	275,044	273,214	499,965	306,584	222,997	191,532
Trash Disposal Services	1,360,815	1,439,618	1,433,921	1,389,718	1,330,973	1,376,301	1,374,822	1,452,405	1,456,646	1,520,840
Fees	807,922	975,806	1,084,854	881,562	925,712	1,081,606	1,091,371	945,650	901,151	925,561
Rentals	46,603	46,411	49,774	56,373	53,170	48,967	51,823	54,572	71,424	53,598
Cemetery	229,562	242,885	278,451	248,232	310,355	289,867	234,575	217,298	280,553	214,150
Other Departmental Revenue	385,507	215,912	81,041	77,991	74,306	94,694	64,864	100,008	139,293	122,889
Licenses & Permits	1,287,171	1,283,728	1,256,483	1,401,033	1,513,204	1,902,257	1,700,268	1,606,060	1,524,411	1,559,578
Special Assessments	35,615	38,876	32,468	28,660	27,146	1,704	1,675	1,595	-	-
Fines & Forfeits	54,149	50,375	48,951	40,235	34,297	35,149	33,536	31,806	122,350	91,647
Investment Income	100,753	101,854	71,155	30,948	71,238	92,678	205,842	245,254	382,534	245,175
Medicare & Miscellaneous	366,347	435,755	257,220	613,484	611,111	4,657,026	1,000,882	459,943	1,224,375	96,946
Total Other Local Receipts	7,707,584	7,934,882	8,059,617	8,555,160	8,858,418	13,701,796	10,168,855	9,655,232	10,629,162	8,860,412
Total Revenue	79,340,600	83,075,744	86,378,871	89,579,132	92,779,200	100,202,812	104,855,617	108,576,825	113,995,225	120,898,797
% Change Year to Year	5.30%	4.71%	3.98%	3.70%	3.57%	8.00%	4.64%	3.55%	4.99%	6.06%

**TOWN OF WINCHESTER, MASSACHUSETTS
GENERAL FUND EXPENDITURES - BUDGET TO ACTUAL
FISCAL YEAR 2020**

	Revised Budget*	Actual	Encumbrances	under/(over) Budget	% of Budget Used
TOWN MANAGER SALARIES	645,967.00	621,816.12	-	24,150.88	96.26%
TOWN MANAGER EXPENSES	160,542.31	125,812.54	5,680.00	29,049.77	81.91%
FINANCE COMMITTEE SALARIES	4,204.00	4,202.72	-	1.28	99.97%
FINANCE COMMITTEE EXPENSES	2,500.00	280.00	-	2,220.00	11.20%
COMPTROLLER SALARIES	374,066.00	374,061.36	-	4.64	100.00%
COMPTROLLER EXPENSES	11,000.00	4,748.93	-	6,251.07	43.17%
ASSESSORS SALARIES	229,592.00	224,021.85	-	5,570.15	97.57%
ASSESSORS EXPENSES	47,750.00	28,764.80	827.12	18,158.08	61.97%
COLLECTOR/TREASURER SALARIES	368,825.00	352,177.96	-	16,647.04	95.49%
COLLECTOR/TREASURER EXPENSES	115,562.88	71,660.92	-	43,901.96	62.01%
AUDIT EXPENSES	88,350.00	88,350.00	-	-	100.00%
ENGINEERING SALARIES	464,986.00	461,785.35	-	3,200.65	99.31%
ENGINEERING EXPENSES	106,038.00	58,057.63	17,978.43	30,001.94	71.71%
BUILDING & ZONING/BOARD OF APPEALS SALARIES	350,460.00	346,832.28	-	3,627.72	98.96%
BUILDING & ZONING/BOARD OF APPEALS EXPENSES	27,221.00	19,416.61	-	7,804.39	71.33%
CONSERVATION COMMISSION SALARIES	56,575.00	55,682.23	-	892.77	98.42%
CONSERVATION COMMISSION EXPENSES	2,135.00	1,690.43	-	444.57	79.18%
PLANNING BOARD SALARIES	105,809.00	101,235.59	-	4,573.41	95.68%
PLANNING BOARD EXPENSES	70,968.00	51,685.90	-	19,282.10	72.83%
LEGAL EXPENSES	470,000.00	460,022.30	-	9,977.70	97.88%
HUMAN RESOURCES SALARIES	154,368.00	151,306.54	-	3,061.46	98.02%
HUMAN RESOURCES EXPENSES	22,700.00	16,311.65	-	6,388.35	71.86%
INFORMATION TECHNOLOGY SALARIES	123,406.00	113,921.55	-	9,484.45	92.31%
INFORMATION TECHNOLOGY EXPENSES	592,731.16	506,363.48	25,955.00	60,412.68	89.81%
GENERAL SERVICES EXPENSES	155,344.78	124,298.40	-	31,046.38	80.01%
TOWN CLERK SALARIES	345,402.00	333,327.88	-	12,074.12	96.50%
TOWN CLERK EXPENSES	81,550.00	72,628.11	-	8,921.89	89.06%
GENERAL GOVERNMENT	5,178,053.13	4,770,463.13	50,440.55	357,149.45	93.10%
LIBRARY SALARIES	1,587,573.00	1,495,777.66	-	91,795.34	94.22%
LIBRARY EXPENSES	410,200.45	365,199.73	2,286.52	42,714.20	89.59%
LIBRARY CAPITAL	15,500.00	12,837.14	-	2,662.86	82.82%
ARCHIVAL CENTER EXPENSES	18,900.00	18,494.17	-	405.83	97.85%

**TOWN OF WINCHESTER, MASSACHUSETTS
GENERAL FUND EXPENDITURES - BUDGET TO ACTUAL
FISCAL YEAR 2020**

	Revised Budget*	Actual	Encumbrances	under/(over) Budget	% of Budget Used
HISTORICAL COMMISSION SALARIES	1,500.00	101.90	-	1,398.10	6.79%
HISTORICAL COMMISSION EXPENSES	15,000.00	5,500.00	-	9,500.00	36.67%
CULTURE & RECREATION	2,048,673.45	1,897,910.60	2,286.52	148,476.33	92.75%
BOARD OF HEALTH SALARIES	294,655.00	294,254.89	-	400.11	99.86%
BOARD OF HEALTH EXPENSES	134,079.92	87,213.51	4,967.00	41,899.41	68.75%
COUNCIL ON AGING SALARIES	340,249.00	304,861.27	-	35,387.73	89.60%
COUNCIL ON AGING EXPENSES	7,162.00	1,457.28	-	5,704.72	20.35%
VETERANS' SERVICES SALARIES	9,805.00	9,803.96	-	1.04	99.99%
VETERANS' SERVICES EXPENSES	36,067.00	23,131.14	-	12,935.86	64.13%
HEALTH & SOCIAL SERVICES	822,017.92	720,722.05	4,967.00	96,328.87	88.28%
POLICE DEPARTMENT SALARIES	5,100,076.00	4,621,397.37	-	478,678.63	90.61%
POLICE DEPARTMENT EXPENSES	286,170.42	246,387.25	66.32	39,716.85	86.12%
POLICE DEPARTMENT CAPITAL	90,000.00	86,000.00	-	4,000.00	95.56%
FIRE DEPARTMENT SALARIES	4,868,976.00	4,630,529.97	-	238,446.03	95.10%
FIRE DEPARTMENT EXPENSES	277,251.00	248,747.47	649.48	27,854.05	89.95%
FIRE DEPARTMENT CAPITAL	63,520.50	57,534.10	-	5,986.40	90.58%
SEALER OF WEIGHTS & MEASURES SALARIES	8,073.00	8,073.00	-	-	100.00%
SEALER OF WEIGHTS & MEASURES EXPENSES	2,022.00	1,809.02	-	212.98	89.47%
PUBLIC SAFETY	10,696,088.92	9,900,478.18	715.80	794,894.94	92.57%
DEPARTMENT OF PUBLIC WORKS SALARIES	4,665,236.00	4,449,477.27	-	215,758.73	95.38%
DEPARTMENT OF PUBLIC WORKS EXPENSES	2,354,231.35	2,200,899.46	95,467.61	57,864.28	97.54%
DEPARTMENT OF PUBLIC WORKS CAPITAL	24,309.67	20,893.34	-	3,416.33	85.95%
SNOW & ICE SALARIES	204,501.60	204,501.60	-	-	100.00%
SNOW & ICE EXPENSES	294,487.39	294,487.39	-	-	100.00%
SNOW & ICE CAPITAL	25,000.00	16,500.00	-	8,500.00	66.00%
DEPARTMENT OF PUBLIC WORKS	7,567,766.01	7,186,759.06	95,467.61	285,539.34	96.23%
SCHOOL DEPARTMENT	54,436,488.05	53,300,473.40	1,118,200.29	17,814.36	99.97%
VOCATIONAL EDUCATION EXPENSES	243,785.00	219,705.48	-	24,079.52	90.12%
EDUCATION	54,680,273.05	53,520,178.88	1,118,200.29	41,893.88	99.92%
CONTRIBUTORY RETIREMENT	5,132,390.00	5,132,390.00	-	-	100.00%
WORKERS COMPENSATION	420,000.00	412,742.81	-	7,257.19	98.27%
UNEMPLOYMENT	249,900.00	68,452.85	181,080.17	366.98	99.85%

**TOWN OF WINCHESTER, MASSACHUSETTS
GENERAL FUND EXPENDITURES - BUDGET TO ACTUAL
FISCAL YEAR 2020**

	Revised Budget*	Actual	Encumbrances	under/(over) Budget	% of Budget Used
HEALTH INSURANCE	11,670,760.00	11,266,392.91	-	404,367.09	96.54%
MEDICARE TAX	985,000.00	926,481.11	-	58,518.89	94.06%
UNDISTRIBUTED - EMPLOYEE BENEFITS	18,458,050.00	17,806,459.68	181,080.17	470,510.15	97.45%
ENERGY EXPENSES	2,131,045.64	1,981,442.30	2,007.24	147,596.10	93.07%
STATE ASSESSMENTS & CHARGES	618,582.00	590,892.00	-	27,690.00	95.52%
RESERVE FUND	191,977.00	-	-	191,977.00	0.00%
GENERAL INSURANCE	415,000.00	373,104.60	1,631.25	40,264.15	90.30%
ENVIRONMENTAL REMEDIATION	40,000.00	28,500.00	-	11,500.00	71.25%
UNDISTRIBUTED - OTHER	3,396,604.64	2,973,938.90	3,638.49	419,027.25	87.66%
FUNDED DEBT EXPENSES	7,610,000.00	7,610,000.00	-	-	100.00%
INTEREST ON FUNDED DEBT EXPENSES	5,100,079.56	5,037,079.34	-	63,000.22	98.76%
FUNDED DEBT	12,710,079.56	12,647,079.34	-	63,000.22	99.50%
TOTAL EXPENDITURES	115,557,606.68	111,423,989.82	1,456,796.43	2,676,820.43	97.68%
TRANSFERS TO BUILDING & CAPITAL STABILIZATION FUNDS	6,562,303.00	6,562,303.00	-	-	100.00%
TRANSFERS TO ENTERPRISE FUNDS (CH110/SUBSIDY)	4,790,291.00	4,790,291.00	-	-	100.00%
TRANSFER TO OTHER POST EMPLOYMENT BENEFITS TRUST	350,000.00	350,000.00	-	-	100.00%
TRANSFERS TO CONTINUED SPECIAL ARTICLE/CAPITAL FUND	673,922.61	673,922.61	-	-	100.00%
TRANSFER TO MUNICIPAL AFFORDABLE HOUSING TRUST	500,000.00	500,000.00	-	-	100.00%
TRANSFERS TO OTHER FUNDS	85,000.00	85,000.00	-	-	100.00%
TOTAL TRANSFERS OUT	12,961,516.61	12,961,516.61	-	-	100.00%
TOTAL EXPENDITURES AND TRANSFERS OUT	128,519,123.29	124,385,506.43	1,456,796.43	2,676,820.43	97.92%

* includes prior year encumbrances carried forward

**TOWN OF WINCHESTER, MASSACHUSETTS
SCHOOL DEPARTMENT EDUCATION EXPENDITURES - BUDGET TO ACTUAL
FISCAL YEAR 2020**

	ORIGINAL BUDGET	TRANSFERS/ ADJUSTMENTS *	REVISED BUDGET	ACTUAL	ENCUMBRANCES	AVAILABLE BUDGET
CENTRAL OFFICE	4,205,083.00	40,752.26	4,245,835.26	4,169,437.75	296,485.37	(220,087.86)
SENIOR HIGH SCHOOL	8,131,367.00	26,203.00	8,157,570.00	8,015,036.17	21,294.65	121,239.18
MCCALL MIDDLE SCHOOL	6,884,901.00	34,938.16	6,919,839.16	6,673,834.28	17,044.57	228,960.31
AMBROSE ELEMENTARY	2,845,211.00	279.55	2,845,490.55	2,773,974.69	324.98	71,190.88
LINCOLN ELEMENTARY	2,823,816.00	1,668.56	2,825,484.56	2,810,561.67	8,718.17	6,204.72
LYNCH ELEMENTARY	3,382,611.00	2,257.04	3,384,868.04	3,141,539.73	2,059.99	241,268.32
MURACO ELEMENTARY	2,838,204.00	77.62	2,838,281.62	2,667,015.84	6,888.64	164,377.14
VINSON OWEN ELEMENTARY	2,873,619.00	201.72	2,873,820.72	2,822,117.94	100.00	51,602.78
SPECIAL EDUCATION	15,823,422.00	34,445.02	15,857,867.02	15,606,317.96	473,811.59	(222,262.53)
ATHLETICS (INCLUDES TRANSFER TO ATHLETICS FUND)	515,640.00	-	515,640.00	542,631.55	-	(26,991.55)
TECHNOLOGY	1,610,063.00	64,416.12	1,674,479.12	1,704,300.52	272,009.41	(301,830.81)
PUPIL SERVICES	2,297,312.00	-	2,297,312.00	2,373,705.30	19,462.92	(95,856.22)
TOTALS	54,231,249.00	205,239.05	54,436,488.05	53,300,473.40	1,118,200.29	17,814.36

* includes prior year encumbrances carried forward

TOWN OF WINCHESTER, MASSACHUSETTS
GENERAL FUND APPROPRIATIONS
FISCAL YEAR 2017 THROUGH FISCAL YEAR 2021

	Fiscal Year 2017	Fiscal Year 2018	Fiscal Year 2019	Fiscal Year 2020	Fiscal Year 2021	% Change 2020 / 2021
Town Manager	743,261	696,841	716,972	799,417	768,582	-3.86%
Finance Committee	6,000	6,000	6,000	6,704	6,000	-10.50%
Comptroller	349,512	356,903	363,961	385,066	395,939	2.82%
Assessors	262,488	264,262	264,392	277,342	286,660	3.36%
Collector/Treasurer	444,408	454,455	473,293	482,075	491,280	1.91%
Audit	101,000	80,000	100,000	80,000	95,000	18.75%
Engineering	482,453	530,798	530,731	568,676	572,374	0.65%
Building & Zoning/Board of Appeals	375,889	356,380	371,810	376,326	399,462	6.15%
Conservation Commission	50,789	52,582	55,812	58,710	63,244	7.72%
Planning Board	139,812	142,482	144,935	176,777	154,018	-12.87%
Legal	560,000	415,000	614,414	470,000	450,000	-4.26%
Human Resources	114,349	136,630	161,027	177,068	185,170	4.58%
Information Technology	604,641	623,030	638,162	698,806	676,882	-3.14%
General Services	137,300	137,300	140,275	145,275	165,000	13.58%
Town Clerk	391,473	376,376	411,896	426,952	491,400	15.09%
Total General Government	4,763,375	4,629,039	4,993,680	5,129,194	5,201,011	1.40%
Library	1,899,363	1,939,896	1,977,221	2,012,618	2,062,558	2.48%
Archival Center	13,754	18,300	18,300	18,900	20,615	9.07%
Historical Commission	11,500	36,500	12,000	16,500	18,000	9.09%
Total Culture & Recreation	1,924,617	1,994,696	2,007,521	2,048,018	2,101,173	2.60%
Board of Health	326,716	342,419	364,211	421,364	421,901	0.13%
Council on Aging	254,171	281,302	288,544	347,411	366,866	5.60%
Veterans' Services	45,798	55,087	45,697	45,872	48,520	5.77%
Total Health & Social Services	626,685	678,808	698,452	814,647	837,287	2.78%
Police Department	4,461,220	4,788,660	4,971,591	5,476,111	5,808,716	6.07%
Fire Department	4,660,147	4,839,499	5,086,905	5,206,466	5,684,491	9.18%
Weights & Measures	9,572	9,743	9,946	10,095	10,267	1.70%
Total Public Safety	9,130,939	9,637,902	10,068,442	10,692,672	11,503,474	7.58%
Department of Public Works	6,194,728	6,547,336	6,683,383	7,007,406	7,618,625	8.72%
Snow & Ice	664,678	699,390	628,842	523,857	400,000	-23.64%
Total Public Works	6,859,406	7,246,726	7,312,225	7,531,263	8,018,625	6.47%
Education	45,255,000	47,990,300	50,272,465	54,231,249	56,013,376	3.29%
Vocational Education	283,606	275,542	248,638	243,785	256,000	5.01%
Energy	2,390,013	2,445,627	2,305,905	2,126,840	2,124,645	-0.10%
Contributory Retirement	4,262,374	4,472,543	4,819,720	5,132,390	5,401,871	5.25%
Workers' Compensation	400,000	350,000	360,000	420,000	425,000	1.19%
Unemployment Compensation	116,800	75,000	75,000	249,900	75,000	-69.99%
Health Insurance	9,618,292	10,068,884	11,215,000	11,669,760	12,151,957	4.13%
FICA/Medicare Tax & Refund	861,000	915,000	960,000	985,000	1,035,000	5.08%
Non-Contributory Retirement	37,000	-	-	-	-	-
Total Personnel Benefits	15,295,466	15,881,427	17,429,720	18,457,050	19,088,828	3.42%
Reserve Fund*	232,948	332,946	310,788	191,977	400,000	108.36%
General Insurance	360,000	390,340	396,000	415,000	461,670	11.25%
Environmental Remediation	43,000	35,000	38,000	40,000	40,000	0.00%
Total Miscellaneous	635,948	758,286	744,788	646,977	901,670	39.37%
Funded Debt	6,036,926	6,936,206	7,644,566	7,610,000	7,949,000	4.45%
Interest on Debt	6,066,593	5,469,702	5,349,183	5,100,080	5,185,799	1.68%
Capital & Other Non-Wage Related Articles <i>(only including appropriations with general fund as a funding source)</i>	788,600	1,085,844	900,000	380,530	100,000	-73.72%
Unallocated Wage Article	284,389	350,267	105,140	293,393	76,289	-74.00%
State & County Charges	584,271	525,611	586,600	618,582	592,941	-4.15%
Total Appropriations, Not Including Transfers Out	100,925,834	105,905,983	110,667,325	115,924,280	119,950,118	3.47%

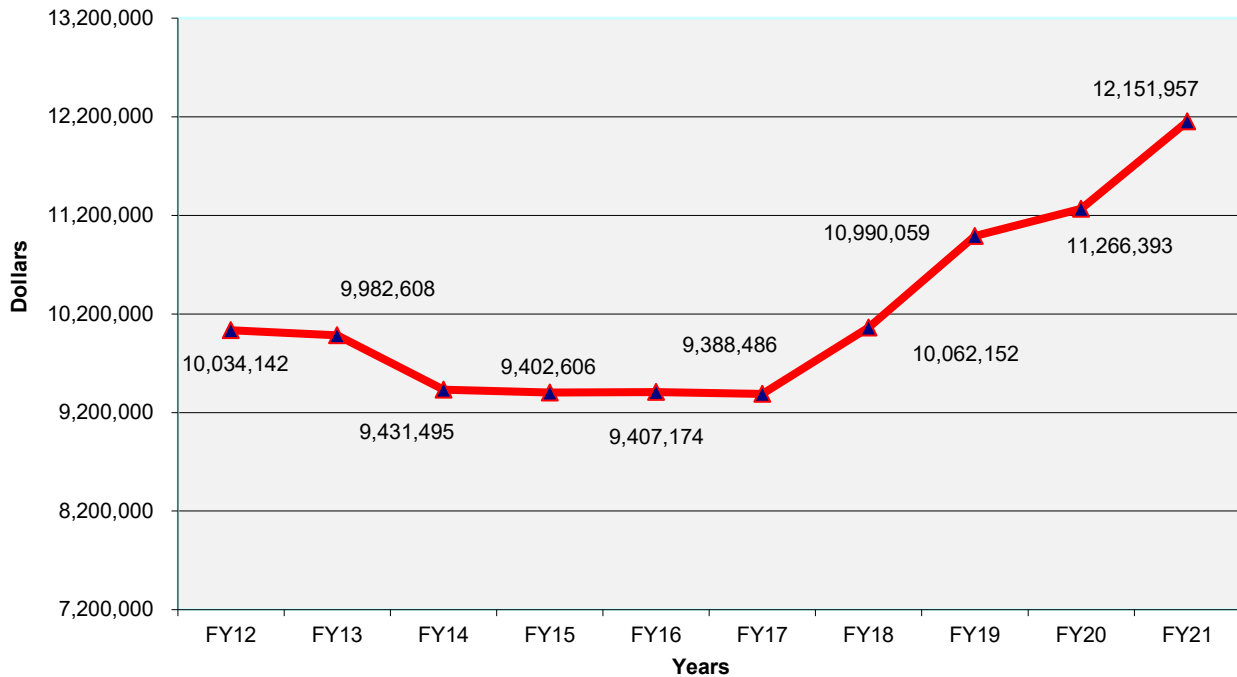
Note > These appropriations do not include any prior year encumbrances carried forward.

* The remaining balance of the Reserve Fund each year is reported above (with the exception of 2021, which has the original undistributed budget).

**TOWN OF WINCHESTER, MASSACHUSETTS
HEALTH INSURANCE EXPENDITURES & BUDGET
FISCAL YEAR 2012 THROUGH FISCAL YEAR 2021**

<u>Year</u>	<u>Actual</u>	<u>Change</u>	<u>% Change</u>
FY12	10,034,142		
FY13	9,982,608	(51,534)	-0.5%
FY14	9,431,495	(551,113)	-5.5%
FY15	9,402,606	(28,889)	-0.3%
FY16	9,407,174	4,568	0.0%
FY17	9,388,486	(18,688)	-0.2%
FY18	10,062,152	673,666	7.2%
FY19	10,990,059	927,907	9.2%
FY20	11,266,393	276,334	2.5%
<i>(BUDGET)</i> FY21	12,151,957	885,564	7.9%

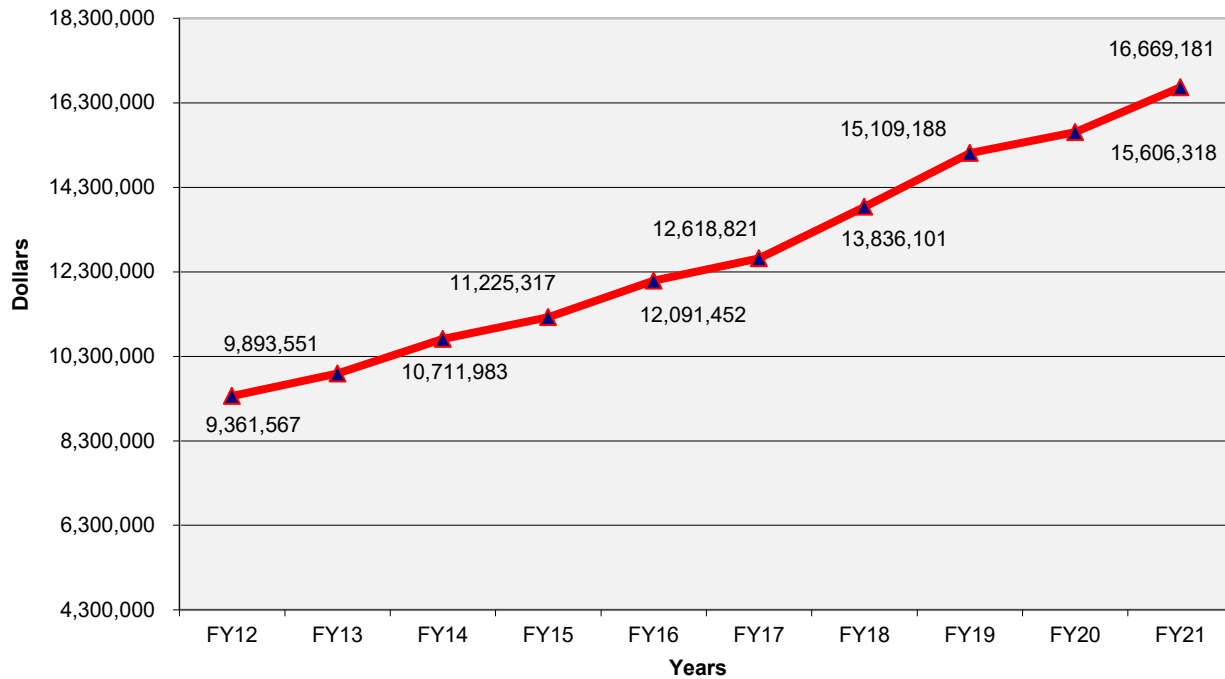
Health Insurance Costs



**TOWN OF WINCHESTER, MASSACHUSETTS
GENERAL FUND SPECIAL EDUCATION EXPENDITURES & BUDGET
FISCAL YEAR 2012 THROUGH FISCAL YEAR 2021**

<u>Year</u>	<u>Actual</u>	<u>Change</u>	<u>% Change</u>
FY12	9,361,567		
FY13	9,893,551	531,984	5.7%
FY14	10,711,983	818,432	8.3%
FY15	11,225,317	513,334	4.8%
FY16	12,091,452	866,135	7.7%
FY17	12,618,821	527,369	4.4%
FY18	13,836,101	1,217,280	9.6%
FY19	15,109,188	1,273,087	9.2%
FY20	15,606,318	497,130	3.3%
<i>(BUDGET)</i> FY21	16,669,181	1,062,863	6.8%

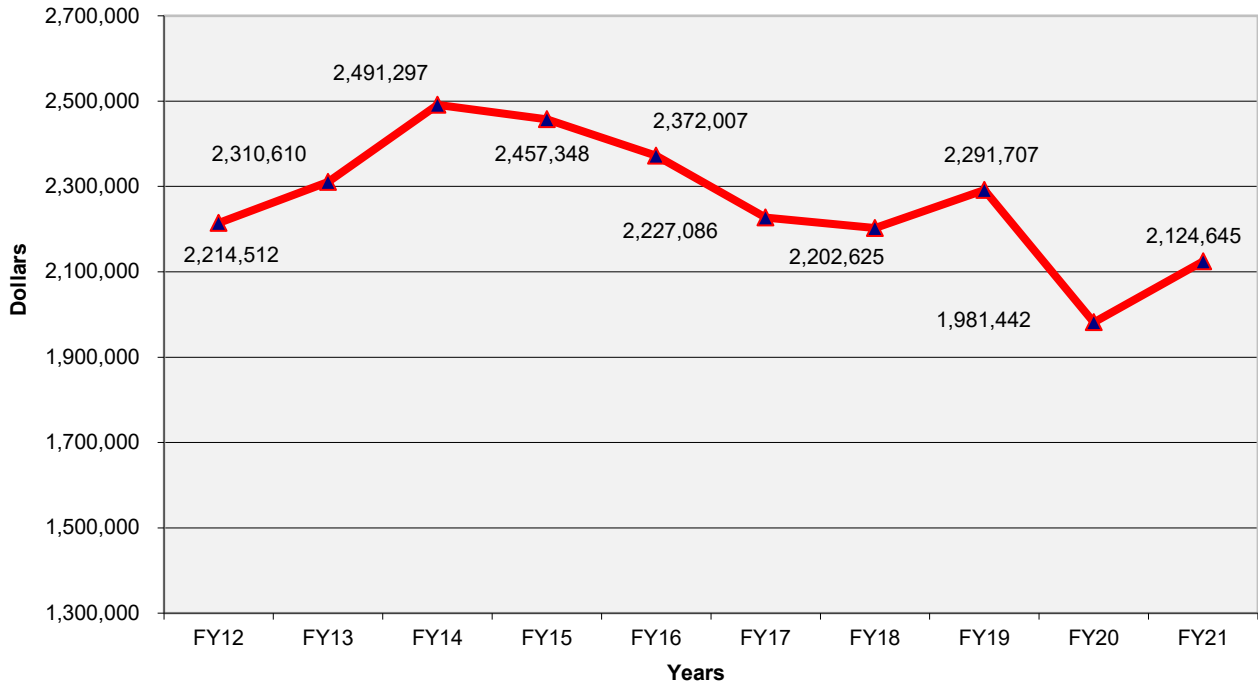
General Fund Special Education Costs



**TOWN OF WINCHESTER, MASSACHUSETTS
ENERGY EXPENDITURES & BUDGET
FISCAL YEAR 2012 THROUGH FISCAL YEAR 2021**

<u>Year</u>	<u>Actual</u>	<u>Change</u>	<u>% Change</u>
FY12	2,214,512		
FY13	2,310,610	96,098	4.34%
FY14	2,491,297	180,687	7.82%
FY15	2,457,348	(33,949)	-1.36%
FY16	2,372,007	(85,341)	-3.47%
FY17	2,227,086	(144,921)	-6.11%
FY18	2,202,625	(24,461)	-1.10%
FY19	2,291,707	89,082	4.04%
FY20	1,981,442	(310,265)	-13.54%
<i>(BUDGET)</i> FY21	2,124,645	143,203	7.23%

Energy Costs



**TOWN OF WINCHESTER, MASSACHUSETTS
OPERATING RESERVES & CERTIFIED FREE CASH
AS OF JUNE 30, 2020**

OPERATING RESERVES:

General Fund Undesignated Fund Balance	10,497,511.84
General Stabilization Fund Balance	4,538,710.35
	15,036,222.19
Total Operating Reserves	15,036,222.19
Total General Fund Revenues & Transfers In	126,146,174.30
Operating Reserves as a % of General Fund Revenues & Transfers In	11.92%

CERTIFIED FREE CASH & GENERAL STABILIZATION:

General Fund Undesignated Fund Balance	10,497,511.84
Adjustments made by the Massachusetts Division of Local Services	(776,974.84)
	9,720,537.00
Total Certified Free Cash	9,720,537.00
General Stabilization Fund Balance	4,538,710.35
	14,259,247.35
Total Free Cash & General Stabilization	14,259,247.35
Total General Fund Revenues & Transfers In	126,146,174.30
Free Cash & General Stabilization as a % of General Fund Revenues & Transfers In	11.30%

**TOWN OF WINCHESTER, MASSACHUSETTS
GENERAL FUND - FREE CASH ACTIVITY
FISCAL YEAR 2018 THROUGH FISCAL YEAR 2020**

	<u>FY 2018</u>	<u>FY 2019</u>	<u>FY 2020</u>
CERTIFIED FREE CASH:	7,571,306.00	6,601,740.00	8,835,968.00
USES:			
Fall 2017 TM A24 Supplement FY18 Operating Budgets	(127,500.00)	-	-
Fall 2017 TM A25 Eversource Engineering/Consulting	(265,000.00)	-	-
Fall 2017 TM A32 McCall Middle School Phase I & II	(499,685.00)	-	-
Fall 2017 TM A34 Prior Year Bills	(3,851.06)	-	-
Fall 2017 TM A35 Personnel - Salary Increases	(81,370.00)	-	-
Spring 2018 TM A13 Fund the Police Detail Deficit	(70,756.00)	-	-
Spring 2018 TM A14 Supplement FY18 Operating Budgets	(399,434.00)	-	-
Spring 2018 TM A16 Prior Year Bills	(993.00)	-	-
Spring 2018 TM A17 Energy Savings	(7,500.00)	-	-
Spring 2018 TM A18 Eversource Engineering/Consulting	(165,000.00)	-	-
Spring 2018 TM A24 FY19 Capital Budget	(100,000.00)	-	-
Spring 2018 TM A36 Public Safety Consultant	(50,000.00)	-	-
Spring 2018 TM A40 FY18 Personnel (Clerical Union)	(34,386.00)	-	-
Spring 2018 TM A40 FY19 Personnel (Clerical Union & COLA)	(135,474.00)	-	-
Spring 2018 TM A42 FY19 Operating Budget	(1,713,597.00)	-	-
Fall 2018 TM A18 22 Highland Ave Demolition	-	(30,000.00)	-
Fall 2018 TM A19 Johnson & Ridge Intersection (easements)	-	(75,000.00)	-
Fall 2018 TM A21 Vinson Owen School Safety Railings	-	(35,000.00)	-
Fall 2018 TM A22 Eversource Legal	-	(70,000.00)	-
Fall 2018 TM A23 Supplement FY19 Operating Budgets	-	(69,781.61)	-
Fall 2018 TM A27 Traffic & Transportation Advisory Committee	-	(55,000.00)	-
Fall 2018 TM A28 Council on Aging Van	-	(37,500.00)	-
Spring 2019 TM A19 Supplement FY19 Operating Budgets	-	(634,851.00)	-
Spring 2019 TM A23 Safety Railings for Fall Protection - WHS	-	(50,000.00)	-
Spring 2019 TM A25 Eversource Legal/Engineering/Consulting	-	(60,000.00)	-
Spring 2019 TM A26 2030 Master Plan	-	(45,000.00)	-
Spring 2019 TM A27 FY20 Capital Budget	-	(177,000.00)	-
Spring 2019 TM A33 Lake Street Bridge Design/Engineering	-	(80,000.00)	-
Spring 2019 TM A42 FY20 Operating Budget	-	(190,630.00)	-
Fall 2019 TM A9 Municipal Affordable Housing Trust	-	-	(500,000.00)
Fall 2019 TM A9 Capital Stabilization Fund	-	-	(500,000.00)
Fall 2019 TM A21 Supplement FY20 Operating Budgets	-	-	(4,518.00)
Spring 2020 TM A7 Supplement FY20 Operating Budgets	-	-	(335,166.34)
Spring 2020 TM A10 Muraco Architectural/Engineering Consulting	-	-	(30,000.00)
Spring 2020 TM A11 Structural Firefighting PPE	-	-	(137,000.00)
Spring 2020 TM A14 N. Main Street Development Barriers Study	-	-	(30,000.00)
Spring 2020 TM A15 FY21 Capital Budget	-	-	(100,000.00)
Spring 2020 TM A23 FY20 Personnel (Firefighter Wage Increases)	-	-	(6,444.00)
Total Uses	<u>(3,654,546.06)</u>	<u>(1,609,762.61)</u>	<u>(1,643,128.34)</u>
Unappropriated Free Cash	<u>3,916,759.94</u>	<u>4,991,977.39</u>	<u>7,192,839.66</u>

**TOWN OF WINCHESTER, MASSACHUSETTS
GENERAL FUND - RESERVE FUND TRANSFERS
FISCAL YEAR 2018 THROUGH FISCAL YEAR 2020**

	<u>FY 2018</u>	<u>FY 2019</u>	<u>FY 2020</u>
ORIGINAL APPROPRIATIONS:	400,000.00	400,000.00	400,000.00
SUPPLEMENTAL APPROPRIATIONS:	150,815.00	226,451.61	261,309.00
USES:			
Board of Health	(445.00)	-	(16,709.00)
Comptroller	-	-	(3,500.00)
Contributory Retirement	-	(19,646.95)	-
COVID-19 Emergency Funding to Depts.	-	-	(115,300.00)
Department of Public Works	-	-	(36,790.00)
DPW Transfer Station	(40,000.00)	(31,595.00)	-
Energy	-	(80,000.00)	-
FINCOM	-	-	(704.00)
General Insurance	(10,340.00)	-	-
Health Insurance	(9,000.00)	-	-
Legal	-	(139,413.67)	(70,000.00)
Planning Board	(15,000.00)	(2,310.00)	-
Sealer of Weights & Measures	-	-	(29.00)
Snow & Ice	(2,119.47)	-	-
Special Project - Eversource	-	(42,500.00)	-
Special Project - McCall School Phase I & II	(98,815.00)	-	-
Special Project - Temporary Lights	(25,000.00)	-	-
Special Project - Thornberry Rd. Pump Station	(17,000.00)	-	-
Town Manager for WinCam	-	-	(50,000.00)
Treasurer/Collector	-	-	(1,400.00)
Unemployment	-	-	(174,900.00)
Veterans	(150.00)	(197.50)	-
	<u>(217,869.47)</u>	<u>(315,663.12)</u>	<u>(469,332.00)</u>
Total Uses			
Balance of Reserve Fund	<u>332,945.53</u>	<u>310,788.49</u>	<u>191,977.00</u>

**TOWN OF WINCHESTER, MASSACHUSETTS
RESERVES/AVAILABLE FUNDS & RESTRICTED FUNDS
AS OF SEPTEMBER 30, 2020**

RESERVES / AVAILABLE FUNDS

Free Cash	This is a community's unrestricted available funds that may be used as a funding source for appropriations. Free Cash is generated when actual revenue collections are more than budget estimates and when expenditures are less than appropriations.	<u>Certified 9/30/20</u> \$9,720,537
General Stabilization Fund	Essentially, it is a "rainy day" fund available for emergencies or to spread out the impact of large expenditures. The fund maybe appropriated for any lawful purpose by a two-thirds vote of Town Meeting.	\$4,541,637
SPED Reserve	The 2018 Spring Town Meeting voted to establish a SPED Reserve in accordance with MGL CH40 §13E for unanticipated/unbudgeted costs of special education, out-of-district tuition or transportation. Distributions may be made from the fund by majority vote of the School Committee and the Select Board.	\$323,624

RESTRICTED FUNDS

Building Stabilization Fund	In FY 2003 the Town established a special Building Stabilization Fund that allocates revenue raised by a tax override for major building capital projects, including the payment of debt service. In FY20, an override was passed increasing the revenue raised for this purpose. Appropriations may be made from the fund by a two-thirds vote of Town Meeting for eligible building projects.	\$3,903,848
Capital Stabilization Fund	In FY 2003 the Town established a special Capital Stabilization Fund that allocates revenue raised by a tax override for capital projects, including the payment of debt service. In FY20, an override was passed increasing the revenue raised for this purpose. Appropriations may be made from the fund by a two-thirds vote of Town Meeting for eligible capital projects.	\$3,208,771
SPED Stabilization Fund	In FY 2012 the Town established a special SPED Stabilization Fund to support unanticipated/unbudgeted special education costs that may arise from year to year. The 2018 Spring Town Meeting voted to transfer the balance of this fund to the newly established SPED Reserve.	\$0
Sale of Land	Proceeds from the sale of land must be first be used to retire debt which may have been incurred for the purchase of the land, if there is none, the funds may be appropriated for any purpose for which the Town is authorized to incur debt for a period of five years or more or may be applied to the payment of indebtedness.	\$247,561

**TOWN OF WINCHESTER, MASSACHUSETTS
SPECIAL & CAPITAL ARTICLES
FISCAL YEAR 2021
AS OF SEPTEMBER 30, 2020**

ACCOUNT #	ACCOUNT DESCRIPTION	REVISED BUDGET/BALANCE	YEAR TO DATE EXPENDED	OPEN ENCUMBRANCES	AVAILABLE BUDGET /BALANCE
0312312	COMP/START PLAN - ART19 - FY01	2,017.33	-	-	2,017.33
0312541	UNALLOCATED WAGES FY21	76,289.00	-	-	76,289.00
0341932	ACCEPT HIGH STREET - FY98	8,370.00	-	-	8,370.00
0393822	WEST SIDE EXH SYSTEM - FY00	2,038.31	-	-	2,038.31
0395052	FIRE STATION VENT - FY03	2,040.31	-	-	2,040.31
0396912	WEDGEMERE PARKING - VARIOUS ARTICLES	113,058.72	10,429.49	-	102,629.23
0396932	HEALTH MITIGATION - ART 23-5/14	49,762.23	200.00	-	49,562.23
0396942	TOWN CENTER PARKING - VARIOUS ARTICLES	54,057.79	5,395.91	-	48,661.88
0397052	MT VERNON ST. BRIDGE - ART 11-11/14	41,049.62	-	-	41,049.62
0397202	RAILROAD BRIDGE - ART 9-11/15	6,430.00	2,385.00	4,045.00	-
0397232	VFA/ACC BUILDING INVENTORY - ART 9-11/15	15,796.00	-	-	15,796.00
0397252	EVERSOURCE - VARIOUS ARTICLES	392,111.04	35,164.54	83,046.50	273,900.00
0397262	SWANTON ST BRIDGE - ART 23-5/16	33,545.00	-	33,545.00	-
0397282	DPW-ROADS & S/W - ART 17-5/16	19.00	19.00	-	-
0397292	ADA-TOWN/SCHOOL - ART 17-5/16	25,606.19	5,472.68	5,728.72	14,404.79
0397312	DPW STORAGE SHED - ART 17-5/16	1,500.00	-	-	1,500.00
0397322	LIBRARY HVAC - ART 17-5/16	8,604.25	-	222.28	8,381.97
0397332	T/H GENERATOR - ART 17-5/16	599.88	300.00	299.88	-
0397362	BUILDINGS TRUCK - ART 17-5/16	1,523.00	-	-	1,523.00
0397382	DPW WALL - ART 10-11/16	3,450.00	-	-	3,450.00
0397412	VFA BUILDING INVENTORY PH II - ART 10-11/16	9,028.00	-	-	9,028.00
0397452	MASTER PLAN - ART 7-5/17	19,186.46	-	-	19,186.46
0397512	ADA TOWN & SCHOOL - ART 14-5/17	124,279.03	33,392.75	-	90,886.28
0397612	WATERFIELD RD BRIDGE - ART 31-11/17	6,821.21	2,925.00	-	3,896.21
0397622	GENERATOR WS FIRE - ART 31-11/17	27,945.00	-	-	27,945.00
0397642	PS GENERATOR ENG - ART 31-11/17	600.12	300.00	300.12	-
0397662	INSTALL RFB - ART 31-11/17	6,175.00	-	-	6,175.00
0397692	AMBROSE OIL TO GAS - ART 31-11/17	25,000.00	-	1,000.00	24,000.00
0397702	LINCOLN OIL TO GAS - ART 31-11/17	25,000.00	-	762.00	24,238.00
0397752	ADA PROJECTS - ART 35-5/18	125,000.00	-	-	125,000.00
0397762	SECURITY/SAFETY - ART 36-5/18	6,000.00	-	-	6,000.00
0397772	STRAT CAPITAL MAINTENANCE - ART 24-5/18	26,105.96	-	-	26,105.96
0397782	CARRIAGE HOUSE - ART 24-5/18	100,000.00	-	-	100,000.00
0397802	DPW ROAD & SW - ART 24-5/18	94,991.58	-	94,991.58	-
0397812	DPW H/W TRUCK 15 - ART 24-5/18	3,235.00	-	-	3,235.00
0397862	CEM TREE PRUN/PLT - ART 24-5/18	35.00	-	-	35.00
0397872	CEM PALMER ST FENCE - ART 24-5/18	3,000.00	-	-	3,000.00
0397892	JOHNSON/RIDGE EASEMT - ART 19-11/18	75,000.00	55,100.00	-	19,900.00
0397912	VO ROOF RAILINGS - ART 21-11/18	35,000.00	-	-	35,000.00
0397922	TTAC MITIGATION - ART 27-11/18	3,163.80	3,163.80	-	-
0397942	LIBRARY HVAC - ART 32-11/18	86,610.46	21,992.91	5,921.59	58,695.96
0397962	LINCOLN EXTERIOR - ART 32-11/18	50,000.00	-	-	50,000.00
0398032	2030 MASTER PLAN - ART 26-5/19	600.00	-	-	600.00
0398042	LAKE ST BRIDGE DESIGN - ART 33-5/19	108,126.00	16,261.00	91,865.00	-
0398052	DPW ROADS & S/W - ART 27-5/19	317,771.95	8,658.47	274,033.36	35,080.12
0398072	DPW PS TH GENERATORS - ART 27-5/19	24,440.11	-	21,008.20	3,431.91
0398082	ADA PROJECTS - ART 27-5/19	125,000.00	-	-	125,000.00
0398092	MAIN ST/HIGHLAND ENGIN - ART 27-5/19	30,712.46	30,712.46	-	-
0398102	MIS ETHERNET CABLING - ART 27-5/19	7,518.43	2,423.00	-	5,095.43
0398122	STRAT CAPITAL MAINTENANCE - ART 27-5/19	100,000.00	-	33,605.00	66,395.00
0398152	PARKHURST ELEVATOR - A11-11/19	883,253.45	211,364.25	670,967.20	922.00
0398172	DPW SWAPLOADER - A11-11/19	187,000.00	186,471.00	500.00	29.00
0398182	DPW BOBCAT S/W - A11-11/19	5,507.53	-	-	5,507.53
0398192	DPW SALTER TRUCK - A11-11/19	184,000.00	-	183,577.00	423.00
0398202	MURACO SINK/CABINETS - A11-11/19	110,000.00	17,889.36	3,000.00	89,110.64
0398212	CHURCH/WTRFLD TRAF - A11-11/19	130,000.00	-	-	130,000.00
0398222	MANCHESTER FLD TRACK - A11-11/19	138,097.23	-	137,600.00	497.23
0398232	REMOVAL UNDRGRD TNKS - A11-11/19	25,000.00	1,745.00	10,255.00	13,000.00

**TOWN OF WINCHESTER, MASSACHUSETTS
SPECIAL & CAPITAL ARTICLES
FISCAL YEAR 2021
AS OF SEPTEMBER 30, 2020**

ACCOUNT #	ACCOUNT DESCRIPTION	REVISED BUDGET/BALANCE	YEAR TO DATE EXPENDED	OPEN ENCUMBRANCES	AVAILABLE BUDGET /BALANCE
0398242	MCCALL TRAFFIC IMP - A16-11/19	925,000.00	126,495.68	798,504.32	-
0398262	MURACO STUDY - A10-6/20	30,000.00	-	29,800.00	200.00
0398272	FIREFIGHTING PPE - A11-6/20	137,000.00	-	132,660.00	4,340.00
0398282	BARRIER STUDY N. MAIN - A14-6/20	30,000.00	-	-	30,000.00
0398292	FIRE ALARM DESIGN - A15-6/20	50,000.00	-	-	50,000.00
0398302	MCCALL VENT CONTROLS PHASE I - A15-6/20	50,000.00	-	-	50,000.00
0398312	ADA PROJECTS - A15-6/20	125,000.00	-	-	125,000.00
0398322	PUBLIC SAFETY RADIOS YR3/4 - A15-6/20	125,000.00	-	-	125,000.00
0398332	ROADS & SIDEWALKS - A15-6/20	500,000.00	-	-	500,000.00
0398342	RISK ASSESS IMPLMNT'N PHASE I - A15-6/20	75,000.00	-	-	75,000.00
0398352	RECORDS MANAGE STUDY - A15-6/20	20,000.00	-	-	20,000.00
0398362	LINCOLN SCHOOL EXTERIOR R&M - A15-6/20	100,000.00	-	-	100,000.00
0398372	MAIN ST BRIDGE RAILING - A15-6/20	50,000.00	-	50,000.00	-
0398382	FIRE CHIEFS VEHICLE - A15-6/20	67,000.00	-	67,000.00	-
0398392	POLICE 4WD RESERVOIR VEHICLE - A15-6/20	50,000.00	47,887.00	-	2,113.00
0398402	SKILLINGS GUARDRAIL - A15-6/20	40,000.00	-	-	40,000.00
0398412	DPW SALTER TRUCK - A15-6/20	37,000.00	-	36,929.00	71.00
0398422	STRAT CAPITAL MAINTENANCE - A15-6/20	100,000.00	-	-	100,000.00
0398442	CEMETERY VARIOUS REPAIRS - A15-6/20	50,000.00	-	-	50,000.00
	GOVERNMENTAL SPECIAL ARTICLES	6,628,071.45	826,148.30	2,771,166.75	3,030,756.40
90029743	NOI EPA MS4 STORM - ART 12-11/16	100.00	-	-	100.00
90029754	REPLACE CARBON FILTERS - ART 14-5/17	22,200.00	-	-	22,200.00
90029755	EPA MS4 PERMIT YEAR 1 - ART 14-5/17	800.00	-	-	800.00
90029756	STOWELL ROAD STUDY - ART 14-5/17	14,000.00	-	-	14,000.00
90029760	N.RES & SAW MILL BRK - ART 29-11/17	200.00	-	-	200.00
90029785	W/S DUMP TRUCK - ART 24-5/18	1,000.00	-	-	1,000.00
90029800	STORMWATER UTILITY - ART 35-11/18	100.00	-	-	100.00
90029813	MS4 PERMIT YEAR 2 - ART 27-5/19	91,738.00	33,811.25	34,926.75	23,000.00
90029814	MINI EXCAVATOR - ART 27-5/19 (SHARED COST)	181.57	-	-	181.57
90029843	MS4 PERMIT YEAR 3 - ART 15-6/20	205,000.00	-	195,200.00	9,800.00
	W&S ENTERPRISE SPECIAL ARTICLES	335,319.57	33,811.25	230,126.75	71,381.57
	TOTAL SPECIAL ARTICLE FUNDS	6,963,391.02	859,959.55	3,001,293.50	3,102,137.97

**TOWN OF WINCHESTER, MASSACHUSETTS
CAPITAL PROJECT FUNDS
FISCAL YEAR 2021
AS OF SEPTEMBER 30, 2020**

FUND #	FUND DESCRIPTION	REVISED BUDGET/ BALANCE	YEAR TO DATE EXPENDED	OPEN ENCUMBRANCES	AVAILABLE BUDGET/ BALANCE
8801	SEWER SYS RECON-FY98-MWRA #2	14,797.98	-	-	14,797.98
8803	MWRA SEWER BOND-FY02 \$338,545.60	28,585.65	-	-	28,585.65
8810	SEWER BOND - MWRA I/I LOC FY94	1,064.91	-	-	1,064.91
8812	MWRA SEWER BOND-FY99 \$377,200	167,492.15	-	-	167,492.15
8873	MWRA SEWER ART 14-11/09	16,702.20	-	-	16,702.20
8874	MWRA WATER CAPITAL INTEREST	71,356.72	-	-	71,356.72
8877	ABERJONA RIVER ART 24-11/11	4,615.83	-	-	4,615.83
8878	V-O SCHOOL CONST ART 12-11/11	23,179.85	-	-	23,179.85
8882	PUMPING STATION ART 16-5/11	1,983.54	-	-	1,983.54
8885	DRAINAGE IMPROVE ART 14-5/12	21,906.82	-	-	21,906.82
8891	SQUIRE RD/METER 4 ART 10-11/13	243,954.61	-	-	243,954.61
8892	HIGH SCHOOL ART 1-11/13	422,591.87	27,773.05	132,692.22	262,126.60
8894	WATER MAIN LINING ART 12-11/14	30,016.89	-	-	30,016.89
8896	SEWER SYS INVEST ART 14-11/14	5,671.20	-	-	5,671.20
8898	ABERJONA FLOOD MITIGATION ART 1-5/15	803,840.35	-	14,146.00	789,694.35
8899	SKILLINGS FIELD REM ART 2-5/15	14,052.04	2,455.00	-	11,597.04
8900	SEWER SYSTEM LAWSON/LESLIE ART 24-5/16	12,900.00	-	-	12,900.00
8901	MWRA LEAD SERVICE ART 11-11/16	132,495.53	-	-	132,495.53
8902	MWRA PII SANITARY SWR ART 18-5/17	250,382.93	73,607.30	39,829.19	136,946.44
8903	THORNBERRY PUMP STATION ART 21-5/17	22,996.32	-	-	22,996.32
8904	SKILLINGS SYNTHETIC ART 1-5/17	14,164.03	-	-	14,164.03
8905	MWRA SEWER CAPITAL INTEREST	105,883.11	-	-	105,883.11
8906	STOWELL ROAD ART 30-11/17	21,854.50	-	-	21,854.50
8907	MCCALL PHASE I ART 32-11/17	21,807.83	-	-	21,807.83
8908	MCCALL PHASE II ART 1-3/18	3,163,504.78	1,836,203.32	604,147.30	723,154.16
8910	MWRA LEAD SERVICE PII ART 37-5/18	231,485.30	61,881.81	10,319.12	159,284.37
8911	LESLIE/LAWSON WATER MAIN ART 38-5/18	7,250.96	-	7,250.96	-
8912	WILDWOOD DRAINAGE ART 39-5/18	973,197.59	197,501.02	580,257.85	195,438.72
8913	SWANTON ST BRIDGE ART 33-11/18	3,040,000.00	-	18,803.19	3,021,196.81
8914	SAW MILL BK DRAINAGE ART 34-11/18	214,840.85	-	2,290.00	212,550.85
8915	MWRA PII SANITARY SWR ART 31-5/19	1,705,000.00	26,928.54	3,750.00	1,674,321.46
8916	MWRA LEAD SVC WATER ART 32-5/19	600,000.00	-	-	600,000.00
8917	LAKE ST BRIDGE ART 13-11/19	1,500,000.00	-	20,000.00	1,480,000.00
8918	WATERFIELD RD BRIDGE ART 14-11/19	996,381.60	688,836.81	83,859.08	223,685.71
8919	N RES DAM/GATE LLO ART 15-11/19	153,000.00	102,000.00	51,000.00	-
8920	LYNCH ELEM FEASIBILITY A9	1,500,000.00	-	-	1,500,000.00
8921	MWRA LEAD SERVICE A12 6/2	600,000.00	-	-	600,000.00
TOTAL CAPITAL PROJECT FUNDS		17,138,957.94	3,017,186.85	1,568,344.91	12,553,426.18

TOWN OF WINCHESTER, MASSACHUSETTS
SPECIAL REVENUE FUNDS - GIFTS, GRANTS, REVOLVING FUNDS & OTHER
FISCAL YEAR 2021
AS OF SEPTEMBER 30, 2020

FUND #	FUND DESCRIPTION	FUND BALANCE
0227	ESSENTIAL SCHOOL HEALTH	3,839.00
0402	SPED, 94-412 WIN	(29,203.58)
0403	SPED, EARLY CHILDHOOD	(100.00)
0406	TITLE I	(9,930.69)
0408	TITLE II	(6,749.20)
0426	TITLE III - LEP SUPPORT	(6,556.51)
0427	ED JOBS	1,821.00
0432	TITLE IV	1,000.00
0433	FINANCIAL LITERACY ED GRANT	6,350.30
0434	SAFER SCHOOLS & COMM GRANT	44,475.00
0600	SCHOOL LUNCHESES	710,768.99
0620	SCHOOL TUITION REVOLVING	37,612.00
0621	ATHLETICS	155,604.87
0622	ELEMENTARY MUSIC PROGRAM	78,157.32
0623	BUILDING RENTALS	121,157.75
0624	WINCHESTER FUND FOR EXCELLENCE	26,639.55
0625	SCHOOL TRANSPORTATION	304,327.97
0626	PROFESSIONAL DEVELOPMENT PROGRAM	(395.81)
0627	SUMMER READING PROGRAM	84,473.30
0628	COOL SCIENCE CLUB-SUMMER	13,078.08
0630	COOL SCIENCE CLUB-AFTER SCHOOL	4,007.87
0631	ELEMENTARY BOYS & GIRLS CHORUS	5,028.42
0633	LEGOS FUND - LINCOLN	72.41
0635	COMMUNITY EDUCATION PROGRAM	93,649.03
0636	SCHOOL LOST BOOK REVOLVING FUND	25,999.19
0637	SPED RESERVE CH40 §13E	323,624.00
0700	SCHOOL GIFT ACCOUNT	74,081.20
0703	SCHOOL GIFT ACCT - MEURLING	3,036.26
0706	GIFT - V/O PLAYGROUND	202.69
0709	SCHOOL GIFT - CROTTY	3,491.23
0711	GIFT - GRIFFIN - HS PHOTO DEPT	10,651.09
0713	GIFT - VINSON-OWEN	1,271.42
0715	CIRCUIT BREAKER/SPEC ED REIMBURSEMENT	849,692.74
0718	MESPA TECHNOLOGY	1,947.62
0719	GIFT-GRIFFIN-FY05-PHOTO LAB	254.80
0720	GIFT - FY05 - SPED PROGRAMS	473.25
0721	GIFT-SPEC ED-WINCHESTER ELKS	4,999.30
0728	LIBRARY AUTOMATION MURACO	1,919.00
0739	MURPHY ED FOUND-CHINA SCHOOL	1.00
0743	AMBROSE LEARNING CENTER	4,172.28
0746	ITALIAN PROGRAM	18,747.36
0755	ENKA - SCIENCE CURRICULUM	999.11
0756	TECHNOLOGY DONATIONS GIFT A/C	2,185.97
0761	KEATING FUND - HARRISON	492.81
0764	RUNNING WALL OF FAME	20.00
0765	CHINESE CULTURE	200.00
0770	MURPHY FOUND - SCH PROG	48,631.83
0771	MURPHY FOUND - BEST BUDDIES	124.08
0772	BELLINO GIFT ACCOUNT	2,116.09
0773	SPED SETTLEMENT FUND	1,152.16
0775	AED MAINTENANCE	754.32
0776	MURPHY-WAKE UP & GO	2,576.17
0777	WINCHESTER ROTARY - DRUMS	33.00
0778	MURPHY-MUSIC INSTRUMENTS	200.00
0779	MURPHY-LINCOLN HEALTH FAIR	700.00
0781	MCCALL GIFT ACCOUNT	434.26
0784	WINCHESTER MULTI NETWORK	1,026.49
0785	CUMMINGS FOUNDATION	1,000.00
0786	THE BOSTON FOUNDATION	2,959.90
0787	WHS PFA	8,330.38
0788	ENKA SCHOOL DONATIONS	8,163.55
0789	WHS ZEN GARDEN GIFTS	2,870.72
0791	MURPHY WHS SECURITY & SAFETY	9,000.00
0792	WINCHESTER ALUMNI ASSOC GIFT	500.00
8301	ARTS LOTTERY 88 - #462	40.00
8304	COUNCIL ON AGING - STATE GRANT	(3,689.19)
8306	CENTER FALLS/SHORE RD - DEM	463.08
8308	FIRE DEPT - SAFE PROGRAM	861.07

TOWN OF WINCHESTER, MASSACHUSETTS
SPECIAL REVENUE FUNDS - GIFTS, GRANTS, REVOLVING FUNDS & OTHER
FISCAL YEAR 2021
AS OF SEPTEMBER 30, 2020

FUND #	FUND DESCRIPTION	FUND BALANCE
8312	HOUSING COUNSELOR	414.01
8314	CROSS ST/DAVIDSON PK - DEM	15,000.00
8315	LIBRARY EQUALIZATION GRANT	54,239.61
8318	POLICE DEPT - BP VESTS	(16,195.79)
8323	STREET PROGRAMS-PRIMARY-CH90	(326,070.80)
8327	SCHOOL RESOURCE OFFICER GRANT	40.35
8356	MASS HIST COMM/SANBORN HOUSE	12,807.14
8360	TRI-COMMUNITY BIKE PATH	(7,917.62)
8366	CHAPTER 122 GRANT	7,530.00
8371	911 RECC SUPPORT	(2,118.96)
8372	PHER GRANT - H1N1 COSTS	1,147.77
8373	CLEAN ENERGY GRANT FUNDS	251.55
8377	GREEN COMMUNITIES GRANT	(953.88)
8381	ARTHUR GRIFFIN GRANT-WAYFINDING	2,150.00
8383	DEP SCHOOL RECYCLING GRANT	4,923.30
8387	COALITION - CUMMINGS FOUND	6.25
8388	FLOOD MITIGATION GRANT - FY14	5,838.80
8398	ARTHUR GRIFFIN BEAUTIFICATION	100.00
8399	NATIONAL GRID 2016 COMM INITIATIVE	12,072.46
8400	COMM COMPACT - PARKING STUDY	3,170.00
8404	SUSTAINABLE MATERIAL PROGRAM	1,059.92
8405	PHEP - BOH	1,447.24
8406	SUBSTANCE USE DISORDER & W/P	54.14
8412	CUMMINGS SUSTAINING GRANT	16,648.94
8414	SAFER GRANT PROGRAM	(43,768.50)
8415	HEATSMART PROGRAM	1,775.54
8420	SOLOMON TRI-COMMUNITY	4,000.00
8422	MHOA COVID	1.98
8425	CARES ACT - HHS STIMULUS	12,123.72
8428	CUMMINGS COA ESL/CITIZEN CLASS	33,333.00
8430	SHARED STREET & SPACES	125,974.80
8600	SPECIAL DUTY DETAILS	(296,586.04)
8605	BOH CLINICS REVOLVING FUND (CH44 § 53E1/2)	135,505.99
8608	ARCHIVAL CENTER REVOLVING FUND (CH44 § 53E1/2)	4,548.45
8611	CUSTODIAN SPECIAL DUTY DETAILS	7,716.64
8612	LIBRARY LOST BOOK REVOLVING FUND	9,151.68
8614	ENERGY REVOLVING FUND (CH44 § 53E1/2)	66,273.91
8615	ARTS LOTTERY/CULTURAL COUNCIL	17,856.89
8618	MSBA / VINSON-OWEN SCHOOL	1,591.00
8620	FEMA GRANT APPLICATION	223.00
8622	COMCAST GIFT ACCOUNT	23,973.75
8624	ADA TRANSITION PLAN	9,061.00
8626	GINN FIELD PLAYGROUND FUND	501.00
8627	SHINGLES VACCINE	1,665.89
8628	ABERJONA RIVER WIDENING CONT	6,326.65
8630	GINN FLD BASKETBALL GIFT ACCOUNT	5,303.00
8632	SAFER COMMUNITY PROG MANAGER	2.00
8634	GRASS FIELDS REVOLVING FUND (CH44 § 53E1/2)	26,074.41
8635	SYNTHETIC FIELDS REVOLVING FUND (CH44 § 53E1/2)	34,938.44
8636	CONSERVATION GIFT FUND	909.50
8637	MARILYN GOLDTHWAIT GIFT FUND	1,947.99
8639	FISH HABITAT STUDY - ENKA	1,150.40
8640	PEER REVIEW - CVS	3,772.50
8643	J & M MURPHY FOUND - BOH	2,057.59
8645	MT VERNON HOUSE GIFT ACCOUNT	1,418.20
8648	PEER REVIEW - ELMWOOD AVE	5,050.00
8650	CRIM JUSTICE CLUB - EXPLORER	173.71
8652	NEEDS ASSESSMENT GIFT	675.00
8653	CIARCIA FIELD MULTI-PURPOSE	75,000.00
8654	CEMETERY BENCH DONATIONS	237.00
8655	COA GIFT	103,742.13
8657	LIBRARY MEMORIAL GARDEN GIFT	425.01
8659	TRANSPORTATION NETWORK RRFA	29,898.20
8660	BOND PROCEED RECEIPTS RESERVED	27,702.15
8665	WCSC/COALITION GIFT	16,725.00
8667	HISTORICAL COMM DEMOLITION (CH44 § 53E1/2)	3,100.00
8668	SALTMARSH PAV/FOUNTAIN GIFT	10,625.32
8669	735 MAIN STREET 53G	5,275.00

**TOWN OF WINCHESTER, MASSACHUSETTS
SPECIAL REVENUE FUNDS - GIFTS, GRANTS, REVOLVING FUNDS & OTHER
FISCAL YEAR 2021
AS OF SEPTEMBER 30, 2020**

FUND #	FUND DESCRIPTION	FUND BALANCE
8670	J&M MURPHY - INTERFACE GIFT	2.44
8671	PEG ACCESS & CABLE 53F3/4	172,373.83
8672	COA TRANSPORTATION GIFTS	17,818.01
8675	PEER REVIEW - 19-35 RIVER ST	3,247.41
8677	CLIMATE ACTION COMM GIFTS	38.00
8679	UNITED WAY COVID ASA FLETCHER	10,000.00
8681	ENKA POLICE HONOR GUARD UNIFORM	5,000.00
8701	BOARD OF HEALTH - GIFT ACCOUNT	45.23
8702	BOARD OF HEALTH - TOWN DAY	1,600.00
8703	COA GIFT ACCOUNT	3,105.59
8705	CONSERVATION TREE FUND	22,755.92
8706	BOARD OF HEALTH - COMPOST BINS	1,141.48
8707	DARE GIFT ACCOUNT	51.97
8708	DPW GIFT ACCOUNT	10,740.64
8711	FLOODS 96 - FEMA	13,388.92
8712	GIFT ACCOUNT - PLANNING BOARD	120.00
8715	HOSPITAL GIFT ACCOUNT	81,506.64
8717	FIRE DEPT GIFTS	7,785.06
8718	LIBRARY ENDOWMENT FUND	2,265,005.93
8719	LIBRARY GIFT ACCOUNT - OTHER	20,324.67
8721	LIBRARY GIFT ACCT - WINCHESTER COOPERATIVE	58.44
8724	PARKING FINES - HANDICAPPED	13,870.79
8725	PARKING METER	442,909.78
8726	POLICE DEPT GIFT ACCOUNT	7,938.86
8727	RECREATION GIFT ACCOUNT	24,020.79
8728	SALE OF LAND	247,560.84
8729	SKATE BOARD PARK - FY99	14,245.67
8730	SPEC TAXATION ACCOUNT	3,446.89
8731	STREET TREE FUND	1,569.24
8732	TOWN CLERK GIFT ACCOUNT	100.00
8733	TOWN MANAGER - GRANT OF LOC	100.00
8735	TOWN MGR GIFT - CLEAN START	1,000.00
8736	YOUTH SERVICES GIFT ACCOUNT	31,082.92
8738	AMBULANCE FUND	5,000.62
8739	WETLANDS PROTECTION FUND	74,315.79
8744	WINTER POND FUND	279.65
8745	JOHN & MARY MURPHY ED FUND	343.04
8746	HARRY CHEFALO PARK FUND	2,382.29
8752	JACK WISEMAN BOOK CLUB	6,209.97
8753	INSURANCE RECOVERY A/C - FY06	47,351.52
8757	PLANNING BRD - DUFFY REALTY	69.38
8758	LIBRARY - SUNDAY HOURS	4.39
8759	FEMA - FLOOD - MAY 2006	52,246.24
8768	WORKER'S COMP RESERVE FUND	7,707.49
8770	BP VESTS - SETTLEMENT	3,931.29
8771	PLAN BRD-HOSPITAL ACP ACCOUNT	14,320.36
8775	ABBOTT/HAMILTON FARM DEVELOPMENT	5,409.17
8777	MURPHY GRANT - INTERNAT'L PROJECT	808.58
8778	VETERANS MEMORIAL COMM-PRIV	16,751.94
8781	WINNING FARM PROJ MGMT	1,835.00
8782	COMM HOUSING-HOUSING FUND	1,830.00
8783	LYNDA WILLS FUND	12,509.55
8789	CONSERVATION PEER REVIEW	5,462.57
8791	SELECTMENS GIFT - AGAWAM	5,500.00
8794	PEER REVIEW-22 HIGHLAND AVE	6,900.00
8796	SPLASH PARK GIFT ACCOUNT	181.33
TOTAL SPECIAL REVENUE FUNDS		<u>7,014,240.76</u>

TOWN OF WINCHESTER, MASSACHUSETTS
M.G.L. CHAPTER 44 § 53 E 1/2 - REVOLVING FUNDS
FISCAL YEAR 2021
AS OF SEPTEMBER 30, 2020

	BOH Clinics 8605	Archival Center 8608	Energy 8614	Grass Fields 8634	Synthetic Fields 8635	Historical Comm Demolition 8667	Total
Balance as of July 1, 2020	121,508.01	4,548.45	61,483.89	22,065.53	25,521.06	3,000.00	238,126.94
Total Revenue	31,589.74	-	4,790.02	4,008.88	9,417.38	600.00	50,406.02
Total Expenditures	(17,591.76)	-	-	-	-	(500.00)	(18,091.76)
Balance as of September 30, 2020	<u>135,505.99</u>	<u>4,548.45</u>	<u>66,273.91</u>	<u>26,074.41</u>	<u>34,938.44</u>	<u>3,100.00</u>	<u>270,441.20</u>
<i>SPENDING LIMIT PER 2020 SPRING TOWN MEETING</i>	100,000	5,000	95,000	50,000	50,000	5,000	

**TOWN OF WINCHESTER, MASSACHUSETTS
TRUST FUNDS
FISCAL YEAR 2021
AS OF SEPTEMBER 30, 2020**

FUND #	FUND DESCRIPTION	FUND BALANCE
9300	350TH ANNIVERSARY	7,626.09
9301	BADGER, DB	9,574.91
9302	BARRETT, GR	10,567.09
9303	BLANK, PJ	7,711.76
9304	BOYCE, EJ	25,241.08
9305	BRACKETT, FG	86,307.72
9306	BRADSTREET, C	5,690.14
9307	BROWN, FO	262,883.76
9308	BUDGELL, EL	18,133.80
9309	CARTER, MS	21,147.14
9310	COFFIN, AB	10,870.86
9311	CONNOLLY,RE	6,878.61
9312	CONSERVATION FUND	91,974.83
9313	COULTER, SE	24,973.85
9314	DANIELS, FW	2,328.80
9315	DOWNES, JA	182,809.58
9316	DOWNNS, JA	20,896.80
9317	EUSTIS, ER	3,077.77
9318	FAHEY, FG	50,829.16
9319	FERNALD, H	38,362.95
9320	FLETCHER, A	643,499.23
9321	FOLEY, GM	4,993.29
9322	FORBUSH, SE	970.41
9323	GREEN, HO	27,226.30
9324	HAWES, RE	101,664.45
9325	HAYWARD, EK	7,378.90
9326	HEWEY, JL	5,429.39
9327	HOPPER, FWE LF	10,315.99
9328	HOWE, EW	7,103.45
9329	HOWE, NS	5,249.02
9330	JEWETT, EK	13,866.25
9331	JOHNSON, HF	98,534.35
9332	JOY, APK	10,737.34
9333	JOY, FRED	10,927.53
9334	KENDALL, CE	16,250.94
9335	KEYES, MC	5,783.77
9336	LAVEY, L	12,897.78
9337	LAW ENFORCEMENT TRUST - FEDERAL	502.41
9338	LAW ENFORCEMENT TRUST - STATE	557.43
9339	LINANE,MARGARET	23,256.97
9340	LINANE,MARY	133,711.42
9341	MARCHANT, VC	70,041.01
9342	MARION, AB	2,769.44
9343	MARSTON, JP	38,984.63
9344	MASON, AM	70,660.05
9345	MASON, CH	23,717.70
9346	MCCHESNEY, LC	5,627.34
9347	METCALF, RC	40,340.00
9349	MILLER, HM	6,776.55
9350	MOORE, AL	265.15
9351	MORTON, BG	5,386.76
9352	NASH, HD	7,601.54
9353	NICKERSON, HC	28,612.12
9354	PARKHURST, WL	11,890.61
9355	CEMETERY PERMANENT CARE	2,451,790.66
9356	PRINCE, N	3,022.75

**TOWN OF WINCHESTER, MASSACHUSETTS
TRUST FUNDS
FISCAL YEAR 2021
AS OF SEPTEMBER 30, 2020**

FUND #	FUND DESCRIPTION	FUND BALANCE
9357	QUIMBY, CA	15,698.00
9358	RICH, EJ	134,288.94
9359	RILEY, ME	39,721.62
9360	ROBINSON, AL	11,298.46
9361	ROGERS, B	5,375.94
9362	SCHRAFFT, WE	5,268.02
9363	SKILLINGS, DN	3,251.38
9364	SMITH JR, FE	23,734.97
9365	SMITH SR, FE	22,695.03
9366	GENERAL STABILIZATION FUND	4,541,636.52
9367	STENQUIST, IC	4,499.15
9368	STONE, M	49,549.80
9369	SWEENEY, HA	4,117.16
9370	SYMMES, Z	4,627.71
9371	THOMPSON, FL	86.64
9372	WADSWORTH, E	23,216.62
9373	WARREN, MA	7,569.86
9374	WATSON, SA	122,315.90
9375	WILLIS, J	78,555.86
9376	WINCHESTER HOUSING FUND	403,310.59
9377	WINCHESTER, W	38,186.46
9378	WINN, NR	6,369.20
9379	WOOD, MC	8,636.39
9380	WRIGHT, E A	6,043.66
9381	YOUNG, FP	7,707.29
9382	BUILDING STABILIZATION FUND	3,903,847.97
9383	CAPITAL STABILIZATION FUND	3,208,770.74
9384	CONNOLLY, R	5,302.96
9385	TYLER, CD	4,029.85
9387	RODGERS, S	189,986.56
9388	BAUMANN, R	10,943.50
9390	VANAKEN, P	19,997.99
9391	MCGOWAN, T WEDGE POND	3,762.07
9392	LAPAGE, MA	1,749.32
9393	SPED STABILIZATION FUND*	-
9394	BEATTIE	73,748.87
9395	DENAPOLI, G	1,419.53
9396	MINI AFFORDABLE HOUSING TRUST	1,002,857.50
9600	OTHER POST EMPLOYMENT BENEFITS (OPEB) TRUST FUND**	4,373,091.04
TOTAL TRUST FUNDS		23,163,498.70

*2018 Spring Town Meeting established a SPED Reserve (Special Revenue Fund 0637) in accordance with MGL CH40 §13E. The SPED Reserve was funded by the SPED Stabilization Fund.

**2018 Spring Town Meeting accepted MGL CH32A, as amended by Chapter 218, §15 of the Acts of 2016 and transferred the former OPEB Trust Fund (9389 - no longer reported here) to the new OPEB Trust Fund (9600).

**TOWN OF WINCHESTER, MASSACHUSETTS
OTHER POST EMPLOYMENT BENEFITS TRUST FUND
FROM JULY 1, 2016 THROUGH SEPTEMBER 30, 2020**

Balance as of July 1, 2016	1,834,771.52
FY17 Revenue & Transfers In:	
Net investment earnings	301,814.33
Transfer from General Fund	350,000.00
Total	651,814.33
Balance as of June 30, 2017	2,486,585.85
FY18 Revenue & Transfers In:	
Net investment earnings	240,930.98
Transfer from General Fund	250,000.00
Total	490,930.98
Balance as of June 30, 2018	2,977,516.83
FY19 Revenue & Transfers In:	
Net investment earnings	162,174.66
Transfer from General Fund	200,000.00
Total	362,174.66
Balance as of June 30, 2019	3,339,691.49
FY20 YTD Revenue & Transfers In:	
Net investment earnings (losses)	106,915.93
Transfer from General Fund	350,000.00
Total	456,915.93
Balance as of June 30, 2020	3,796,607.42
FY21 YTD Revenue & Transfers In:	
Net investment earnings (losses)	226,483.62
Transfer from General Fund	350,000.00
Total	576,483.62
Balance as of September 30, 2020	4,373,091.04

NOTE > 2018 Spring Town Meeting accepted MGL CH32A, as amended by Chapter 218, §15 of the Acts of 2016, and transferred the former OPEB Trust Fund (9389) to the new OPEB Trust Fund (9600). The activity above combines the old fund and the new fund for continuity purposes, but the presentation in the future will likely change.

**TOWN OF WINCHESTER, MASSACHUSETTS
STABILIZATION FUNDS
FROM JULY 1, 2016 THROUGH SEPTEMBER 30, 2020**

	GENERAL STABILIZATION FUND	BUILDING STABILIZATION FUND	CAPITAL STABILIZATION FUND	SPED STABILIZATION FUND	TOTAL STABILIZATION FUNDS
Balance as of July 1, 2016	4,251,856.67	3,880,909.10	1,047,790.06	302,675.41	9,650,389.92
FY17 Activity:					
Net investment earnings	38,832.06	10,185.44	18,266.90	2,759.92	70,044.32
Transfers in	-	2,644,013.00	1,744,900.00	-	4,388,913.00
Transfers out	-	(3,271,946.52)	(1,531,118.26)	-	(4,803,064.78)
Total	38,832.06	(617,748.08)	232,048.64	2,759.92	(344,107.46)
Balance as of June 30, 2017	4,290,688.73	3,263,161.02	1,279,838.70	305,435.33	9,306,282.46
FY18 Activity:					
Net investment earnings	64,407.62	11,343.42	35,116.79	3,770.02	114,637.85
Transfers in	-	2,719,787.92	1,892,183.99	-	4,611,971.91
Transfers out	-	(2,725,645.52)	(1,642,492.79)	(309,205.35)	(4,677,343.66)
Total	64,407.62	5,485.82	284,807.99	(305,435.33)	49,266.10
Balance as of June 30, 2018	4,355,096.35	3,268,646.84	1,564,646.69	-	9,355,548.56
FY19 Activity:					
Net investment earnings	107,056.80	100,019.65	73,568.95	-	280,645.40
Transfers in	-	2,776,348.00	1,951,390.00	-	4,727,738.00
Transfers out	-	(3,340,084.00)	(1,418,181.00)	-	(4,758,265.00)
Total	107,056.80	(463,716.35)	606,777.95	-	250,118.40
Balance as of June 30, 2019	4,462,153.15	2,804,930.49	2,171,424.64	-	9,605,666.96
FY20 Activity:					
Net investment earnings	76,557.20	116,684.87	78,182.77	-	271,424.84
Transfers in	-	3,309,975.77	3,380,370.88	-	6,690,346.65
Transfers out	-	(3,271,470.00)	(3,454,781.00)	-	(6,726,251.00)
Total	76,557.20	155,190.64	3,772.65	-	235,520.49
Balance as of June 30, 2020	4,538,710.35	2,960,121.13	2,175,197.29	-	9,841,187.45
FY21 YTD Activity:					
Net investment earnings	2,926.17	9,804.86	2,100.76	-	14,831.79
Transfers in	-	3,325,382.00	2,887,728.00	-	6,213,110.00
Transfers out	-	(2,391,460.02)	(1,856,255.31)	-	(4,247,715.33)
Total	2,926.17	943,726.84	1,033,573.45	-	1,980,226.46
Balance as of September 30, 2020	4,541,636.52	3,903,847.97	3,208,770.74	-	11,821,413.91

NOTE > 2018 Spring Town Meeting established a SPED Reserve (Special Revenue Fund 0637) in accordance with MGL CH40 §13E. The SPED Reserve was funded by the SPED Stabilization Fund.

**TOWN OF WINCHESTER, MASSACHUSETTS
WATER & SEWER ENTERPRISE FUND - BUDGET TO ACTUAL
FISCAL YEAR 2020 AND FISCAL YEAR 2019**

	FISCAL YEAR 2020					FISCAL YEAR 2019				
	Revised			Budget	% of Budget	Revised			Budget	% of Budget
	Budget	Actual	Encumbrances	Surplus/(Deficit)	Received/Spent	Budget	Actual	Encumbrances	Surplus/(Deficit)	Received/Spent
REVENUES:										
Sewer Usage	2,946,637.00	2,751,985.15	-	(194,651.85)	93.39%	2,889,552.77	2,928,611.70	-	39,058.93	101.35%
Sewer Liens and Interest	90,192.00	84,147.74	-	(6,044.26)	93.30%	89,703.00	90,193.38	-	490.38	100.55%
Water Usage	2,359,363.00	2,263,182.88	-	(96,180.12)	95.92%	2,311,964.23	2,377,401.70	-	65,437.47	102.83%
Water Liens and Interest	72,978.00	70,068.41	-	(2,909.59)	96.01%	67,612.00	72,983.53	-	5,371.53	107.94%
Water Service Charges	123,460.00	145,948.50	-	22,488.50	118.22%	158,100.00	123,460.52	-	(34,639.48)	78.09%
Water Repairs	24,097.00	21,470.14	-	(2,626.86)	89.10%	25,296.00	24,097.87	-	(1,198.13)	95.26%
Sprinkler Fee	17,236.00	17,174.13	-	(61.87)	99.64%	17,605.00	17,236.06	-	(368.94)	97.90%
Connection Fees	74,400.00	43,800.00	-	(30,600.00)	58.87%	29,684.00	74,400.00	-	44,716.00	250.64%
Other Miscellaneous Revenue	61,537.00	2,609.93	-	(58,927.07)	4.24%	-	61,608.83	-	61,608.83	-
Investment Income	20,783.00	5,745.73	-	(15,037.27)	27.65%	11,347.00	21,651.14	-	10,304.14	190.81%
Total Revenue	5,790,683.00	5,406,132.61	-	(384,550.39)	93.36%	5,600,864.00	5,791,644.73	-	190,780.73	103.41%
EXPENDITURES:										
Personal Services:										
Sewer Operations	349,539.00	348,489.30	-	1,049.70	99.70%	333,146.00	252,529.75	-	80,616.25	75.80%
Water Operations	1,082,648.00	934,544.07	-	148,103.93	86.32%	989,510.60	932,529.71	-	56,980.89	94.24%
	1,432,187.00	1,283,033.37	-	149,153.63	89.59%	1,322,656.60	1,185,059.46	-	137,597.14	89.60%
Expenses:										
Sewer Operations	1,479,107.00	1,434,671.61	-	44,435.39	97.00%	1,356,865.00	1,310,176.98	7,500.00	39,188.02	97.11%
Water Operations	1,302,987.50	1,244,700.44	3,605.76	54,681.30	95.80%	1,279,915.78	1,276,792.05	12,961.66	(9,837.93)	100.77%
Debt & MWRA Capital	5,338,682.00	5,330,943.76	-	7,738.24	99.86%	5,576,413.32	5,576,413.32	-	-	100.00%
	8,120,776.50	8,010,315.81	3,605.76	106,854.93	98.68%	8,213,194.10	8,163,382.35	20,461.66	29,350.09	99.64%
Total Expenditures	9,552,963.50	9,293,349.18	3,605.76	256,008.56	97.32%	9,535,850.70	9,348,441.81	20,461.66	166,947.23	98.25%
OTHER FINANCING SOURCES/(USES):										
Transfers from the General Fund	4,615,291.00	4,615,291.00	-	-	100.00%	4,820,809.00	4,820,809.00	-	-	100.00%
Indirects to the General Fund	(1,414,812.00)	(1,414,812.00)	-	-	100.00%	(1,321,938.00)	(1,321,938.00)	-	-	100.00%
Transfers to the Continued Article/Capital Article Fund	(215,221.44)	(215,221.44)	-	-	100.00%	(347,000.00)	(347,000.00)	-	-	100.00%
Total OFS/(OFU)	2,985,257.56	2,985,257.56	-	-	100.00%	3,151,871.00	3,151,871.00	-	-	100.00%
Net activity	(777,022.94)	(901,959.01)				(783,115.70)	(404,926.08)			

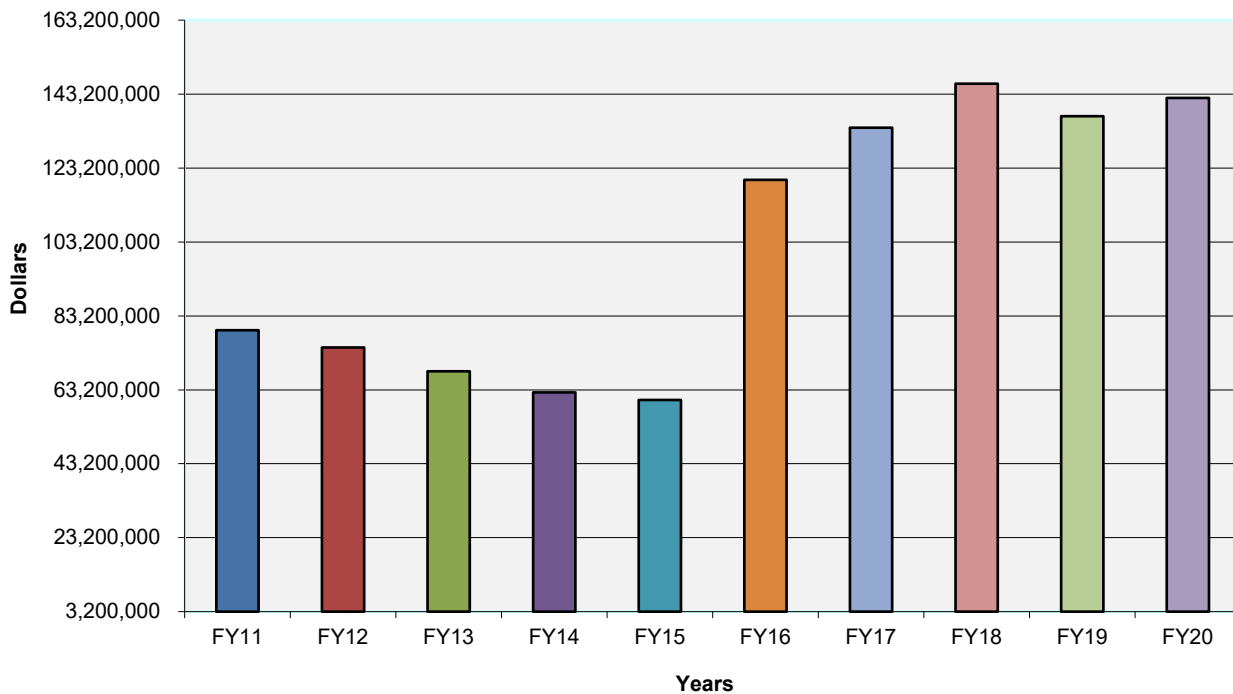
**TOWN OF WINCHESTER, MASSACHUSETTS
RECREATION ENTERPRISE FUND - BUDGET TO ACTUAL
FISCAL YEAR 2020 AND FISCAL YEAR 2019**

	FISCAL YEAR 2020					FISCAL YEAR 2019				
	Revised Budget	Actual	Encumbrances	Budget Surplus/(Deficit)	% of Budget Received/Spent	Revised Budget	Actual	Encumbrances	Budget Surplus/(Deficit)	% of Budget Received/Spent
REVENUES:										
Year Round Programs	1,085,000.00	773,710.38	-	(311,289.62)	71.31%	975,000.00	1,129,831.00	-	154,831.00	115.88%
Adult Programs	45,000.00	20,306.00	-	(24,694.00)	45.12%	50,000.00	46,181.40	-	(3,818.60)	92.36%
Youth Programs	730,000.00	524,171.03	-	(205,828.97)	71.80%	805,000.00	990,398.33	-	185,398.33	123.03%
Special Events & Trips	44,000.00	10,678.35	-	(33,321.65)	24.27%	55,000.00	21,888.00	-	(33,112.00)	39.80%
Other Miscellaneous Revenue	-	262.00	-	262.00	-	-	-	-	-	-
Investment Income	-	3,133.80	-	3,133.80	-	-	4,545.08	-	4,545.08	-
Total Revenue	1,904,000.00	1,332,261.56	-	(571,738.44)	69.97%	1,885,000.00	2,192,843.81	-	307,843.81	116.33%
EXPENDITURES:										
Personal Services	1,404,399.00	1,102,701.42	-	301,697.58	78.52%	1,294,496.00	1,248,789.19	-	45,706.81	96.47%
Expenses	583,327.23	541,967.01	17,002.56	24,357.66	95.82%	574,425.17	561,069.79	27.23	13,328.15	97.68%
Total Expenditures	1,987,726.23	1,644,668.43	17,002.56	326,055.24	82.74%	1,868,921.17	1,809,858.98	27.23	59,034.96	96.84%
OTHER FINANCING SOURCES/(USES):										
Transfers from the General Fund	175,000.00	175,000.00	-	-	100.00%	175,000.00	175,000.00	-	-	100.00%
Indirect Transfers to the General Fund	(365,534.00)	(365,534.00)	-	-	100.00%	(335,811.00)	(335,811.00)	-	-	100.00%
Total OFS/(OFU)	(190,534.00)	(190,534.00)	-	-	100.00%	(160,811.00)	(160,811.00)	-	-	100.00%
Net Activity	(274,260.23)	(502,940.87)				(144,732.17)	222,173.83			

**TOWN OF WINCHESTER, MASSACHUSETTS
OUTSTANDING LONG-TERM DEBT
FISCAL YEAR 2011 THROUGH FISCAL YEAR 2020**

<u>Year</u>	<u>Outstanding</u>	<u>Change</u>	<u>% Change</u>
FY11	79,326,274	N/A	N/A
FY12	74,652,606	(4,673,668)	-5.9%
FY13	68,213,519	(6,439,087)	-8.6%
FY14	62,501,218	(5,712,301)	-8.4%
FY15	60,455,726	(2,045,492)	-3.3%
FY16	119,997,366	59,541,640	98.5%
FY17	134,103,470	14,106,104	11.8%
FY18	146,005,161	11,901,691	8.9%
FY19	137,211,517	(8,793,644)	-6.0%
(UNAUDITED) FY20	142,151,198	4,939,681	3.6%

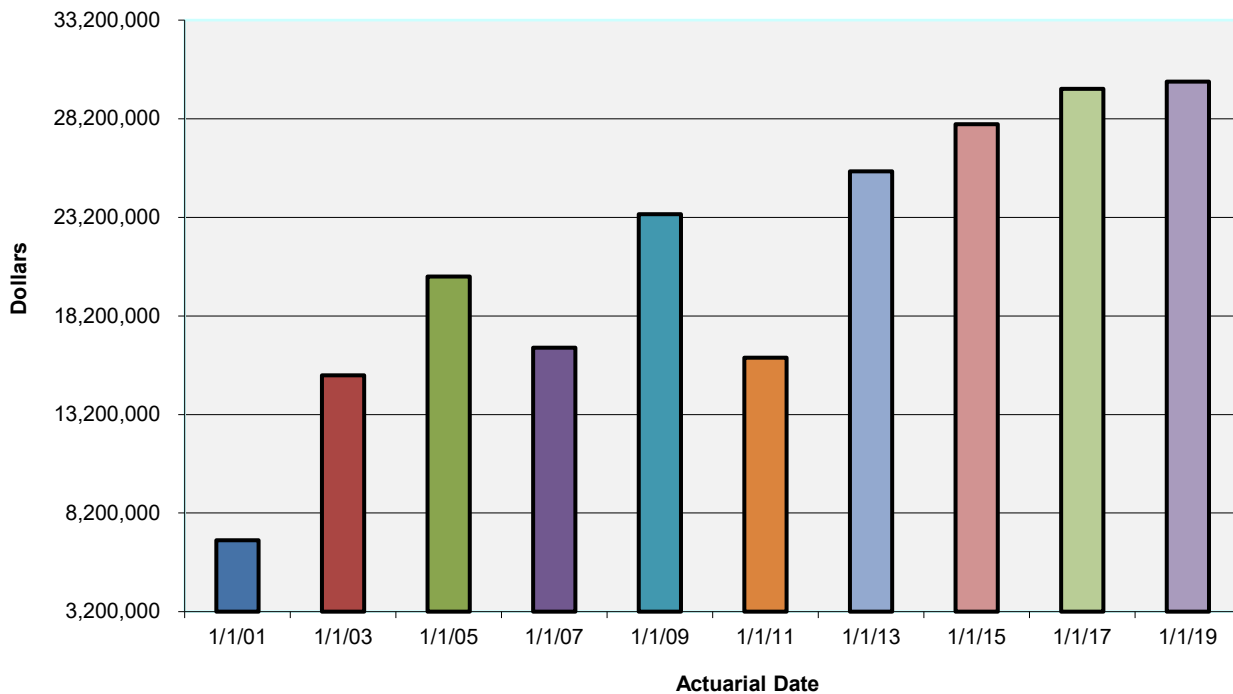
Outstanding Long-Term Debt Balances



**TOWN OF WINCHESTER, MASSACHUSETTS
UNFUNDED PENSION LIABILITY
ACTUARIALS DATED 1/1/01 THROUGH 1/1/19**

<u>Actuarial Date</u>	<u>Unfunded Liability</u>	<u>Change</u>	<u>% Change</u>	<u>% Funded</u>
1/1/01	6,820,663	N/A	N/A	89.1%
1/1/03	15,185,450	8,364,787	122.6%	78.9%
1/1/05	20,196,128	5,010,678	33.0%	75.6%
1/1/07	16,587,026	(3,609,102)	-17.9%	81.5%
1/1/09	23,357,339	6,770,313	40.8%	76.0%
1/1/11	16,080,139	(7,277,200)	-31.2%	84.5%
1/1/13	25,530,379	9,450,240	58.8%	77.4%
1/1/15	27,921,262	2,390,883	14.9%	78.3%
1/1/17	29,714,770	1,793,508	7.0%	78.3%
1/1/19	30,081,417	366,647	1.3%	78.3%

Unfunded Pension Liability



**TOWN OF WINCHESTER, MASSACHUSETTS
UNFUNDED OPEB LIABILITY
ACTUARIALS DATED 7/1/08 THROUGH 7/1/19**

<u>Actuarial Date</u>	<u>Unfunded Liability</u>	<u>Change</u>	<u>% Change</u>	<u>% Funded</u>
7/1/08	110,278,479	N/A	N/A	0.00%
7/1/11	92,958,604	(17,319,875)	-15.7%	0.40%
7/1/13	59,354,402	(33,604,202)	-36.1%	1.25%
7/1/15	76,872,278	17,517,876	18.8%	1.89%
7/1/17	77,503,160	630,882	1.1%	3.11%
7/1/19	125,358,234	47,855,074	62.3%	2.59%

Unfunded OPEB Liability

